

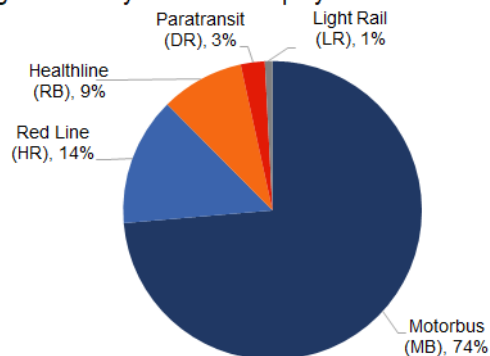


Greater Cleveland Regional Transit Authority Ridership Report – August 2021

Summary

- The COVID-19 pandemic continued to affect ridership
- System ridership in August 2021 was 1.4 million, representing 17% more riders than in August 2020
 - Average fixed route weekday was 15% higher¹
 - Average fixed route Saturday was 13% higher¹
 - Average fixed route Sunday was 14% higher¹

August 2021 System Ridership by Mode



Motorbus (MB)

Motorbus ridership in August 2021 was 20% higher than in August 2020

- Average weekday was 20% higher¹
- Average Saturday was 12% higher¹
- Average Sunday was 13% lower¹



Red Line (HR)

Red Line ridership in August 2021 was 11% higher than in August 2020

- Average weekday was 4% higher¹
- Average Saturday was 29% higher¹
- Average Sunday was 32% higher¹



Light Rail (LR)

Blue and Green Line services were shut down for maintenance on August 8th, 2021 and will not resume until October. Year-over-year comparisons between August 2020 and August 2021 light rail ridership counts are affected by this service irregularity



HealthLine (RB)

HealthLine ridership in August 2021 was 19% higher than in August 2020

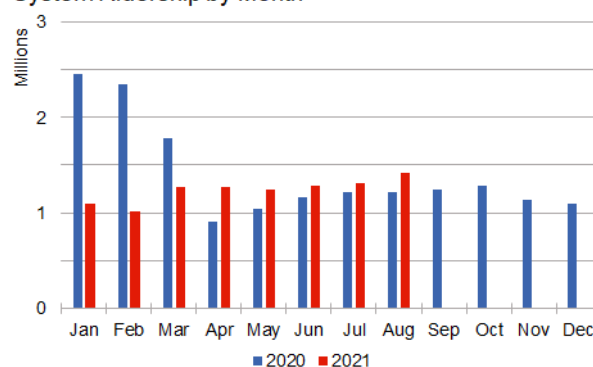
- Average weekday was 19% higher¹
- Average Saturday was 15% higher¹
- Average Sunday was 11% higher¹



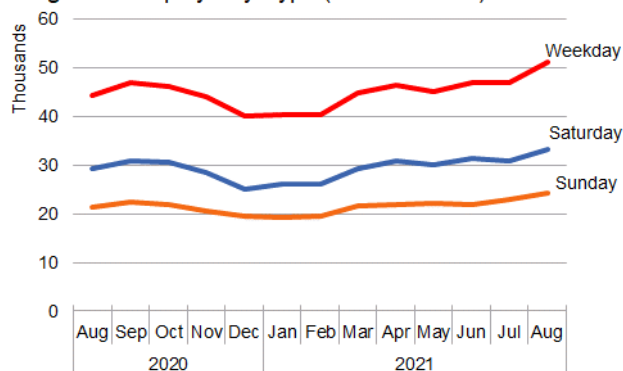
Paratransit (DR)

Paratransit ridership in August 2021 was 34% higher than in August 2020

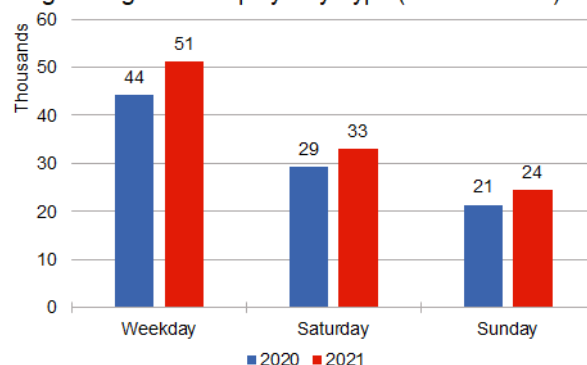
System Ridership by Month



Avg. Ridership by Day Type (no Paratransit)



August Avg. Ridership by Day Type (no Paratransit)



¹ Average ridership by day type does not include atypical days as defined by the FTA for NTD ridership reporting