



Greater Cleveland Regional Transit Authority

Ridership Report – February 2021

Summary

- The COVID-19 pandemic continued to affect ridership
- System ridership in February 2021 was 1.1 million, representing 55% fewer riders than in February 2020
 - Average fixed route weekday was 58% lower¹
 - Average fixed route Saturday was 44% lower¹
 - Average fixed route Sunday was 44% lower¹



Motorbus (MB)

Motorbus ridership in February 2021 was 58% lower than in February 2020

- Average weekday was 59% lower¹
- Average Saturday was 43% lower¹
- Average Sunday was 45% lower¹



Red Line (HR)

Red Line ridership in February 2021 was 54% lower than in February 2020

- Average weekday was 55% lower¹
- Average Saturday was 45% lower¹
- Average Sunday was 42% lower¹



Light Rail (LR)

Light Rail ridership in February 2021 was 66% lower than in February 2020

- Average weekday was 67% lower¹
- Average Saturday was 56% lower¹
- Average Sunday was 55% lower¹



HealthLine (RB)

HealthLine ridership in February 2021 was 53% lower than in February 2020

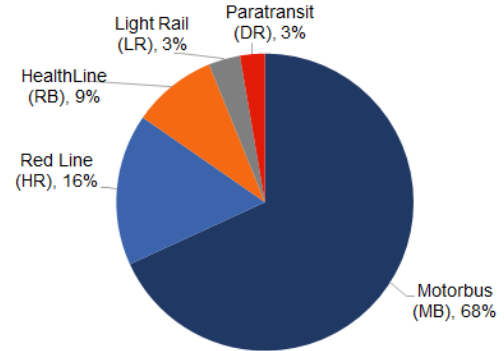
- Average weekday was 55% lower¹
- Average Saturday was 38% lower¹
- Average Sunday was 35% lower¹



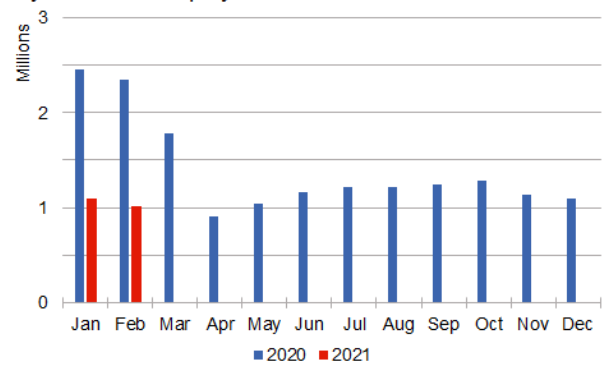
Paratransit (DR)

Paratransit ridership in February 2021 was 43% lower than in February 2020

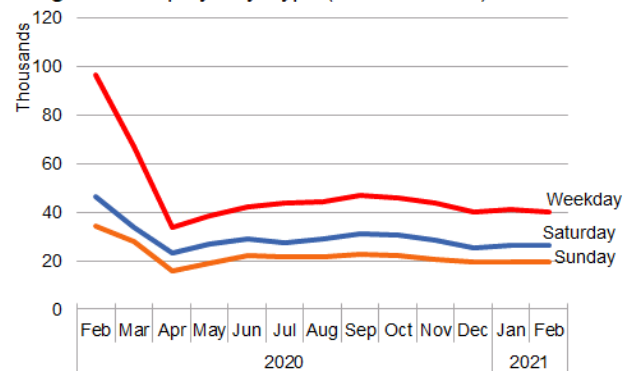
February 2021 System Ridership by Mode



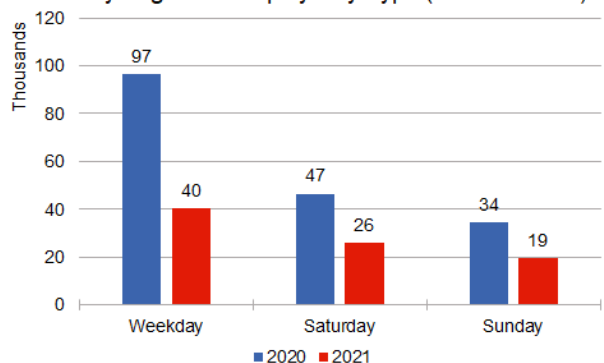
System Ridership by Month



Avg. Ridership by Day Type (no Paratransit)



February Avg. Ridership by Day Type (no Paratransit)



¹ Average ridership by day type does not include atypical days as defined by the FTA for NTD ridership reporting