



Greater Cleveland Regional Transit Authority Ridership Report – July 2022

Summary

- The COVID-19 pandemic continued to affect ridership
- System ridership in July 2022 was 1.5 million, representing 16% more riders than in July 2021
 - Average fixed route weekday was 18% higher¹
 - Average fixed route Saturday was 21% higher¹
 - Average fixed route Sunday was 19% higher¹



Bus (MB)

Bus ridership in July 2022 was 19% higher than in July 2021

- Average weekday was 21% higher¹
- Average Saturday was 22% higher¹
- Average Sunday was 22% higher¹



Red Line (HR)

Red Line ridership in July 2022 was 11% higher than in July 2021

- Average weekday was 11% higher¹
- Average Saturday was 18% higher¹
- Average Sunday was 11% higher¹



Light Rail (LR)

Light Rail ridership in July 2022 was 4% higher than in July 2021

- Average weekday was 6% higher¹
- Average Saturday was 4% higher¹
- Average Sunday was 5% higher¹



HealthLine (RB)

HealthLine ridership in July 2022 was 11% higher than in July 2021

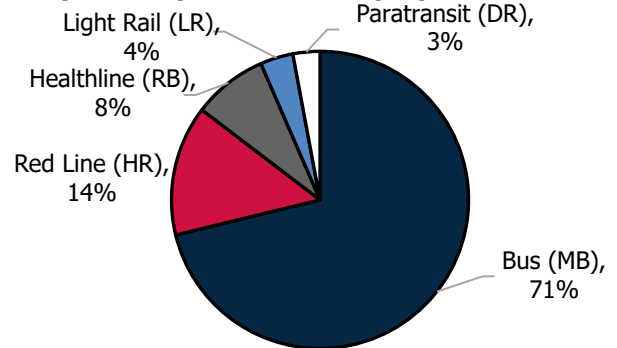
- Average weekday was 12% higher¹
- Average Saturday was 24% higher¹
- Average Sunday was 11% higher¹



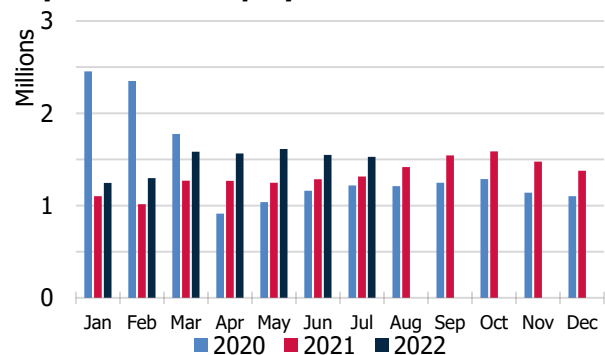
Paratransit (DR)

Paratransit ridership in July 2022 was 20% higher than in July 2021

July 2022 System Ridership by Mode

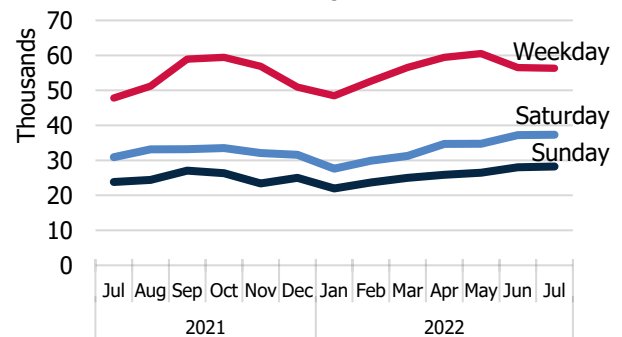


System Ridership by Month



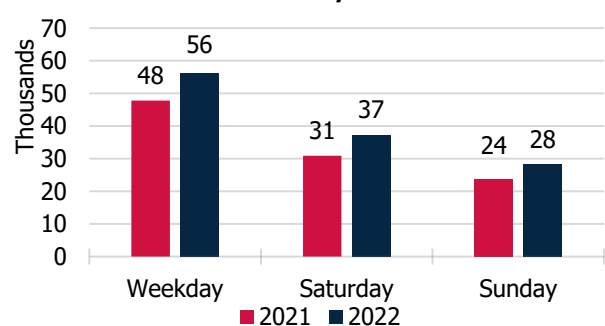
Avg. Ridership by Day Type

Fixed-Route Bus and Rail only



July Avg. Ridership by Day Type

Fixed-Route Bus and Rail only



¹ Average ridership by day type does not include atypical days as defined by the FTA for NTD ridership reporting