

20

West 11 - Broadview

Effective April 9, 2006

DESTINATIONS:

West 33rd Loop
Brookview Shopping Center
Hinckley Industrial Parkway
Broadview Garden Apts.
MetroHealth Medical Center
Westside Market
Downtown Cleveland

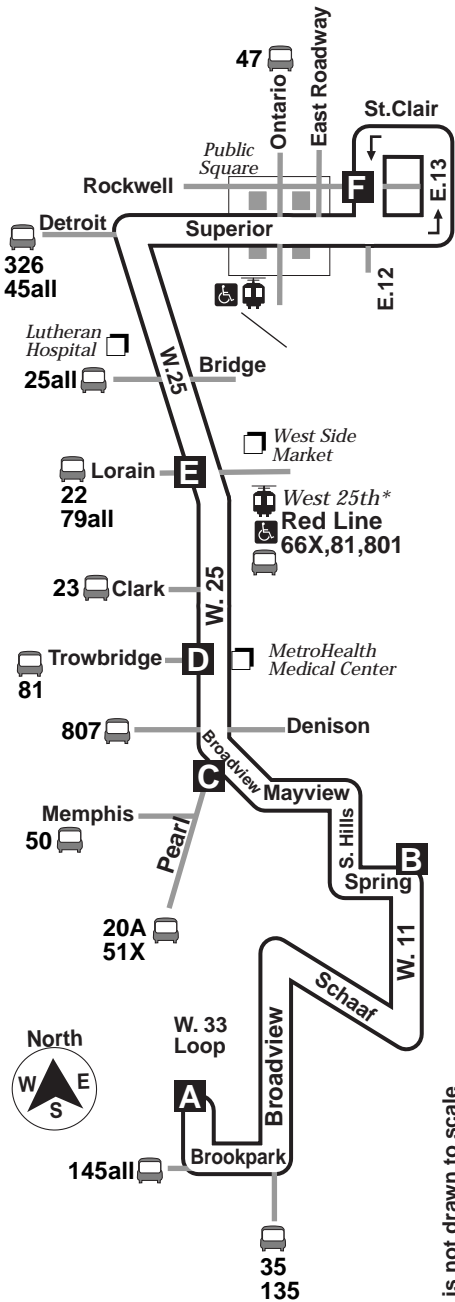


Wheelchair Accessible

For more information,
call the RTA Answerline at
(216) 621-9500
TDD (216) 781-4271



Greater Cleveland Regional Transit Authority
1240 West 6th Street • Cleveland, Ohio 44113-1331
www.rideRTA.com



Map is not drawn to scale

23



Connecting Bus Route



Wheelchair Accessible Rapid Station



Connecting Rail Route



* Connection Within 2 Blocks

North

| BUS LEAVES OR ARRIVES AT | West 33 Loop A | West 11-Spring B | Broadview-Pearl C | West 25-Trowbridge D | West 25-Lorain E | East 12-Rockwell F |
|--------------------------|-------------------|---------------------|----------------------|-------------------------|---------------------|-----------------------|
| 6 AM | 634 | 643 | 648 | 655 | 702 | 716 |
| 7 AM | 713 | 722 | 727 | 734 | 741 | 755 |
| | 748 | 757 | 802 | 809 | 816 | 830 |

South

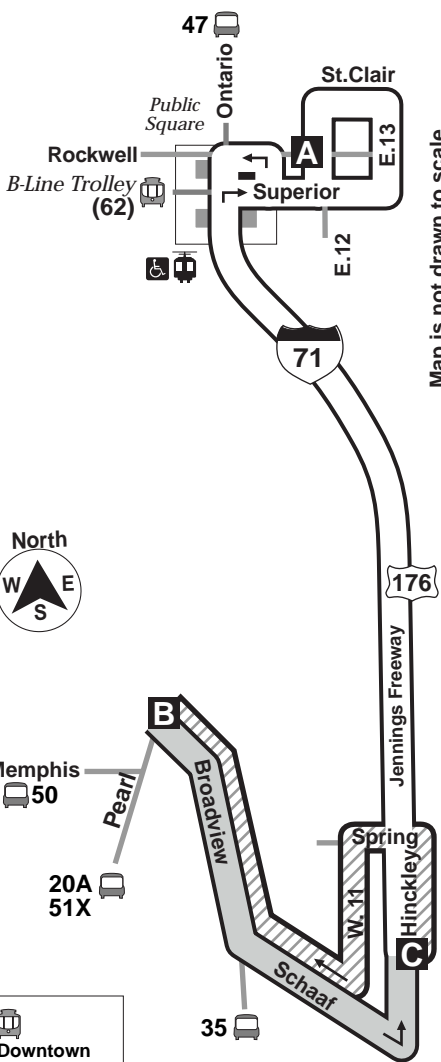
| BUS LEAVES OR ARRIVES AT | East 12-Rockwell F | West 25-Lorain E | West 25-Trowbridge D | Broadview-Pearl C | West 11-Spring B | West 33 Loop A |
|--------------------------|-----------------------|---------------------|-------------------------|----------------------|---------------------|-------------------|
| 4 PM | 406 | 419 | 427 | 434 | 439 | 448 |
| | 442 | 455 | 503 | 510 | 515 | 524 |
| 5 PM | 506 | 519 | 527 | 534 | 539 | 548 |
| | 538 | 551 | 559 | 606 | 611 | 620 |








RTA operates holiday service on the following days:
New Year's Day, Memorial Day, Independence Day,
Labor Day, Thanksgiving Day and Christmas Day.

Fare With RTA ID Card and Medicare Card: 50¢.

RTA ID Cards are issued to qualifying seniors, disabled persons, or Medicare Cardholders.
Please have exact fare ready, drivers carry no change.

Hinckley Trips (S.A.W. Inc.)



-  Downtown Trolley
-  50 Connecting Bus Route
-  Connecting Rail Route
-  Wheelchair Accessible Rapid Station
-  Trips Between Hinckley Industrial Parkway and downtown
-  Southbound Trips from Broadview-Pearl to Hinckley Industrial Parkway
-  Northbound Trips from Hinckley Industrial Parkway to Broadview-Pearl

South

| BUS LEAVES OR ARRIVES AT | East 12- Rockwell | Broadview- Pearl | Hinckley- S.A.W. Inc. |
|--------------------------------------|----------------------|---------------------|--------------------------|
| | A | B | C |
| 6 AM | No | 638 | 648 |
| 7 AM | No | 738 | 748 |
| | 735 | No | 751 |
| 8 AM | No | 838 | 848 |
| 4 PM | No | 435 | 445 |

North

| BUS LEAVES OR ARRIVES AT | Hinckley- S.A.W. Inc. | Broadview- Pearl | East 12- Rockwell |
|--------------------------------------|--------------------------|---------------------|----------------------|
| | C | B | A |
| 4 PM | 445 | 455 | No |
| | 447 | No | 503 |
| 5 PM | 510 | 520 | No |
| 6 PM | 610 | 620 | No |