

**With the reopening  
of the section of  
Euclid Avenue  
between East 17th  
and East 55th  
streets, you will  
see many changes.**

Whether you are taking the bus,  
walking along Euclid Avenue,  
or driving a car...

...these changes will affect you.

RTA urges you to follow these tips  
to safely access the new stations  
in the center of Euclid Avenue  
at East 19th, 24th, 30th, 36th,  
40th, and 51st streets, eastbound  
and westbound.

To ensure your safety and the  
safety of others, use the well-  
marked, designated crosswalks  
adjacent to each station.

**Some Safety  
Tips  
For The New**

**Euclid  
Avenue**

For more information,  
visit us online at [rideRTA.com](http://rideRTA.com)  
or [euclidtransit.org](http://euclidtransit.org)  
or call us at 216-621-9500  
TDD 216-781-4271



Greater Cleveland Regional Transit Authority  
1240 West 6th Street • Cleveland, Ohio 44113-1331

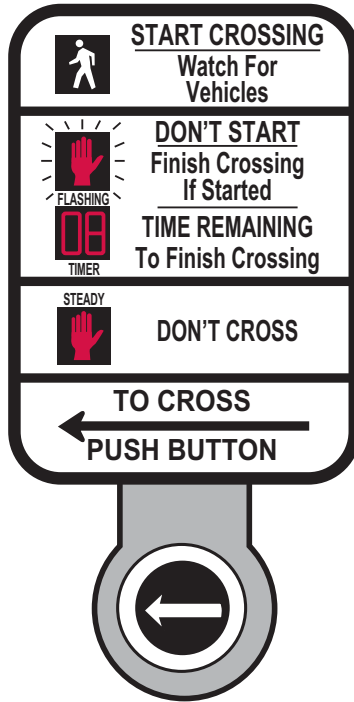


## IMPORTANT!

Obey all traffic laws. Jaywalking is dangerous and illegal. To cross Euclid Avenue, or to enter or exit a station in the center median, ALWAYS use a designated crosswalk.

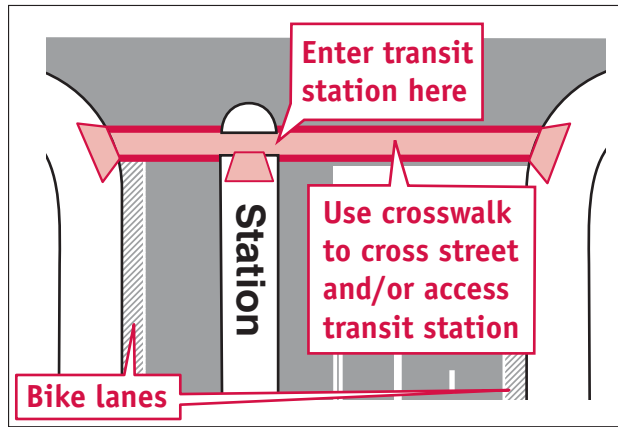




Signs like this will be posted along Euclid Avenue crosswalks. The "Walk / Don't Walk" signs will count down the remaining seconds until the light changes.



## If you are riding a bus:

- Board all buses from stations on the center median. All stations are located next to intersections and designated crosswalks. (see graphic at right)
- To reach the center median, stay in the designated crosswalk, and cross only when it is legal.
- Stand back from the edge of the platform as the bus approaches the station. All stations include tactile pavers to mark the caution zone. Because buses now use a special mechanical docking arm, they will pull up closer to the curb than before.



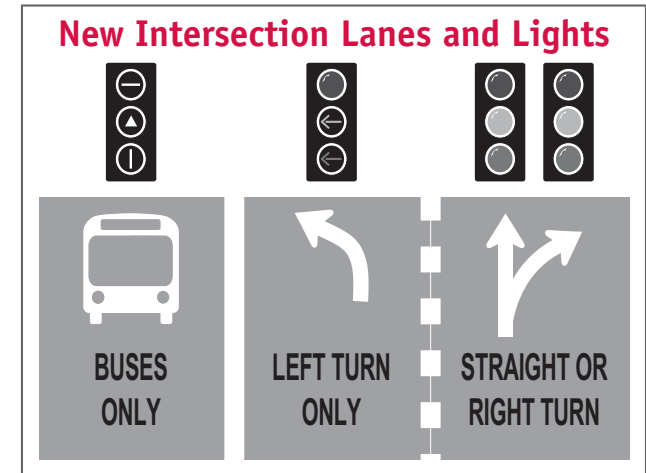
- Use the front door to board buses, and use the rear door when exiting. This will decrease waiting time and help keep the bus on schedule.
- After you exit, let the bus pull away from the station. Then stay on the station platform, walk to a designated crosswalk, and cross when it is legal.
- All stations are ADA accessible, and only low-floor buses will be used. 
- All buses have bicycle racks. Using a designated crosswalk, walk your bicycle to the station on the center median strip. When the bus stops, place your bicycle on the rack and board the bus. When you leave, make sure the bus operator is aware that you are removing your bicycle. Walk your bicycle through the station, to the designated crosswalk, and back to the bike lane. 

## As you walk along Euclid Ave.:

- Obey all traffic laws.
- Stay in the designated crosswalk, and cross only when it is legal.
- Be aware of new traffic patterns, and be sure to look both ways when crossing the street.

## If you are driving a vehicle:

- Remember, in each direction, the left lane is for transit vehicles only. Stay in the right lane. If you drive in the bus-only lane, Transit Police will ticket you. If you park in the bus-only lane, you will be ticketed and towed.
- On your right-hand side, watch for parked cars pulling out into traffic, and bicycles in the bike lane.
- At intersections, be sure to obey all traffic laws, and watch for pedestrians in the crosswalk. Stop your vehicle BEFORE you reach the crosswalk.
- Show extra care around strollers, wheelchairs, and pedestrians who may be visually impaired.



## If you need to turn left:

- Each lane on Euclid Avenue has its own signal.
- Obey all traffic signals and street signs.
- Look at the graphic above. To make a left-hand turn onto a side street, stay in the left-hand turn lane, and turn ONLY when you receive a green arrow from the traffic signal.
- If you turn left illegally, you may be turning in front of a moving bus. That is why it is important that every vehicle and every pedestrian obey all traffic laws and street signs.