

# Greater Cleveland Regional Transit Authority

## Ridership Report, October 2023



### Summary

- Total ridership in October 2023 was 2.09M, which is a 14% increase from October 2022
  - Avg. fixed-route weekday increased 13%
  - Avg. fixed-route Saturday decreased 17%
  - Avg. fixed-route Sunday increased 28%

### Bus (MB)

- Bus ridership in October 2023 was 1.51M, which is a 16% increase from October 2022
  - Average weekday increased 16%
  - Average Saturday decreased 10%
  - Average Sunday increased 45%

### Red Line/Heavy Rail (HR)

- Red Line ridership in October 2023 was 306K, which is a 13% increase from October 2022
  - Average weekday increased 15%
  - Average Saturday increased 4%
  - Average Sunday increased 14%

### HealthLine (RB)

- HealthLine ridership in October 2023 was 157K, which is an 8% increase from October 2022
  - Average weekday increased 2%
  - Average Saturday increased 2%
  - Average Sunday increased 61%

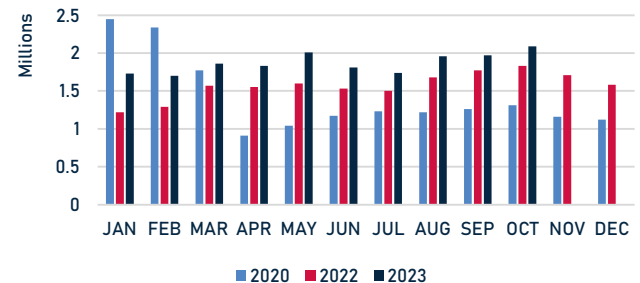
### Light Rail (LR)

- Light Rail ridership in October 2023 was 64K, which is a 5% decrease from October 2022
  - Average weekday stayed constant ( $\pm 0\%$ )
  - Average Saturday decreased 39%
  - Average Sunday decreased 36%

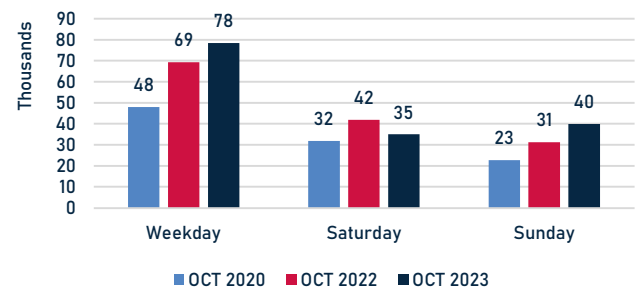
### Paratransit (DR)

- Paratransit ridership in October 2023 was 54K, which is a 14% increase from October 2022

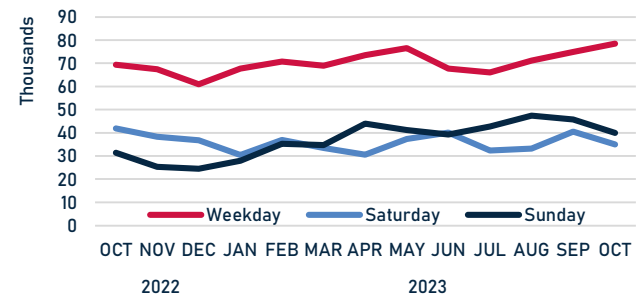
### Total Ridership by Month



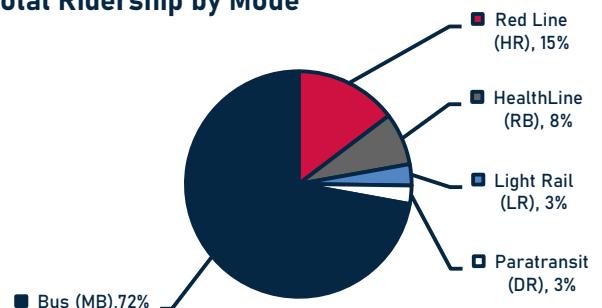
### Avg. Ridership by Day Type



### Avg. Ridership by Day Type



### Total Ridership by Mode



Note: Average ridership by day type does not include atypical days as defined by the Federal Transit Administration for National Transit Database reporting.