

Greater Cleveland Regional Transit Authority

Ridership Report, April 2024



Summary

- Total ridership in April 2024 was 2.16M, which is an 18% increase from April 2023
 - Avg. fixed-route weekday increased 11%
 - Avg. fixed-route weekend increased 25%

Motor Bus (MB)

- Bus ridership in April 2024 was 1.52M, which is a 16% increase from April 2023
 - Average weekday increased 8%
 - Average weekend increased 28%

Red Line/Heavy Rail (HR)

- Red Line ridership in April 2024 was 317K, which is a 39% increase from April 2023
 - Average weekday increased 36%
 - Average weekend increased 58%

HealthLine (RB)

- HealthLine ridership in April 2024 was 176K, which is a 4% increase from April 2023
 - Average weekday increased 11%
 - Average weekend decreased 23%

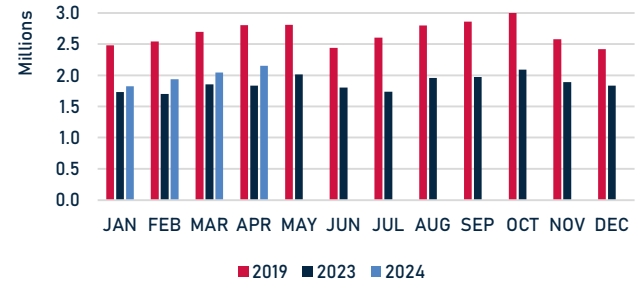
Light Rail (LR)

- Light Rail ridership in April 2024 was 90K, which is a 22% increase from April 2023
 - Average weekday increased 15%
 - Average weekend increased 27%

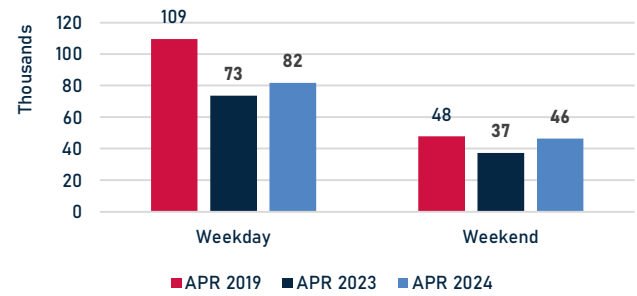
Paratransit (DR)

- Paratransit ridership in April 2024 was 56K, which is a 13% increase from April 2023

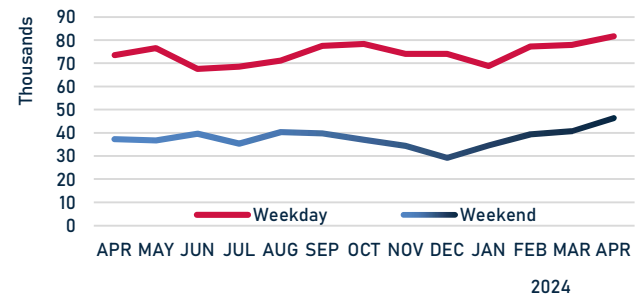
Total Ridership by Month



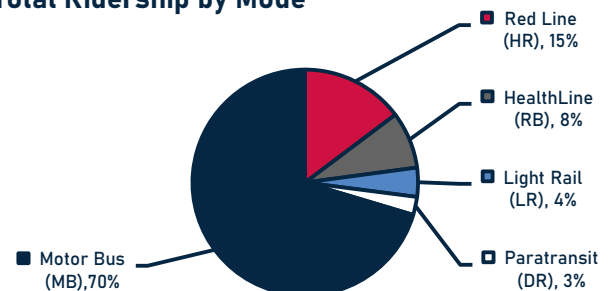
Avg. Ridership by Day Type



Avg. Ridership by Day Type



Total Ridership by Mode



Note: Average ridership by day type does not include atypical days as defined by the Federal Transit Administration for National Transit Database reporting.

Due to new bus ridership sourcing methods, average weekend days in 2024 may appear to show large variations when compared to previous years. The old sourcing method was not as precise in apportioning ridership to weekends.