

Greater Cleveland Regional Transit Authority

Ridership Report, August 2025



Summary

- Total ridership in August 2025 was 2.1M, which is a 0.1% decrease compared to August 2024
 - Avg fixed-route weekday increased 0.5%
 - Avg fixed-route weekend increased 3%

Motor Bus (MB)

- Bus ridership in August 2025 was 1.6M, which is a 2% increase compared to August 2024
 - Average weekday increased 3%
 - Average weekend increased 8%

Red Line/Heavy Rail (HR)

- Red Line ridership in August 2025 was 242K, which is a 1% decrease compared to Aug. 2024
 - Average weekday increased 0.3%
 - Average weekend decreased 4%

HealthLine/Bus Rapid Transit (RB)

- HealthLine ridership in August 2025 was 168K, which is a 9% decrease compared to Aug 2024
 - Average weekday decreased 5%
 - Average weekend decreased 13%

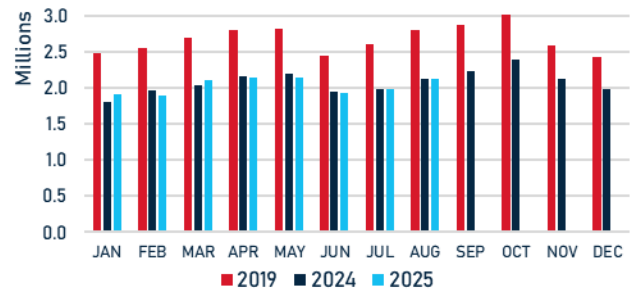
Light Rail (LR)

- Light Rail ridership in August 2025 was 38K*

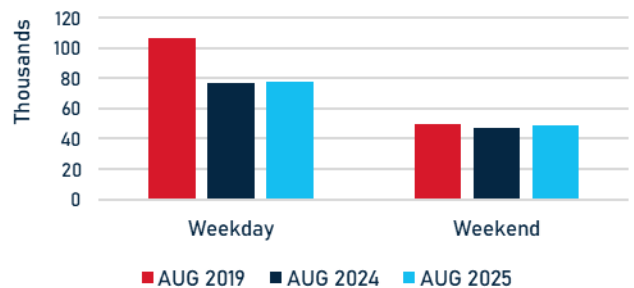
Paratransit (DR)

- Paratransit ridership in August 2025 was 64K, which is a 12% increase compared to Aug 2024

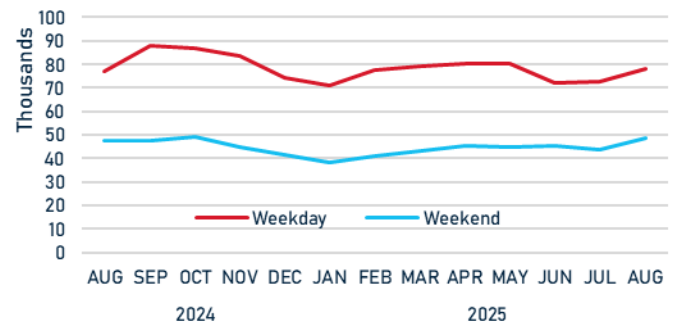
Total Ridership by Month



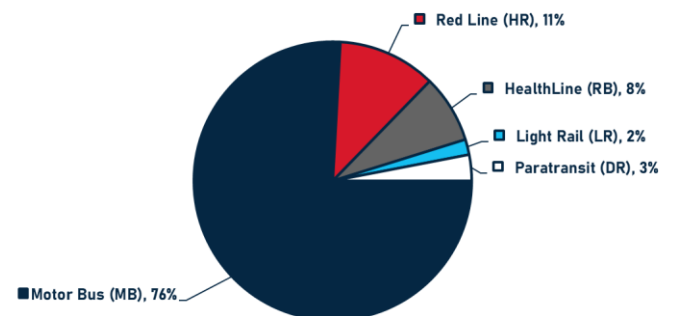
Avg. Daily Ridership by Day Type



Avg. Daily Ridership by Day Type



Total Ridership by Mode



*Comparisons for Light Rail are influenced by the timing of scheduled rail shutdowns in August 2025.