

ENGINEERING & PROJECT MANAGEMENT DIVISION

MISSION STATEMENT

The mission of the Engineering and Project Management Division is to ensure the successful completion of capital improvement projects through professional planning, design, right-of-way, and construction services.

DIVISION STRATEGIC PLAN CHANGE INITIATIVES & SCORECARD MEASURES

The Engineering and Project Management Division is responsible for RTA's planning, real estate, and capital project design and construction management activities. The Engineering Division plays a key support role to Asset & Configuration Management in achieving goals for the Vital Few Objective (VFO) to achieve a State of Good Repair (SOGR). Progress and impact are measured by completion of SOGR priorities, and the improvement in the Asset Management Rating of assets.

2019 ACCOMPLISHMENTS

- Completed construction of the E. 116th Street Station ADA Rehabilitation.
- Completed construction of the Farnsleigh Station ADA Rehabilitation.
- Completed design and construction of the Red Line West Park to Airport Tunnel Track Rehabilitation.
- Completed emergency repair and stabilization of the Red Line S-Curve Walls.
- Completed construction of the E. 116th Bridge Rehabilitation.
- Completed replacement of the West 65th Substation.
- Completed design and awarded contract for the replacement of the Warrensville/Van Aken Substation.
- Completed design and bid the Red Line Fiber Optic Communication System Replacement.
- Completed design and bid the East 79th Street Red Line Station ADA Rehabilitation.
- Completed installation of the East 116th Station Public Art.
- Completed installation of the Light Rail System Bonding Renewal.
- Completed the Economic Impact Pillar Study.
- Completed the Rail Car Replacement Pillar Study.
- Awarded contract for the Triskett Garage CNG Fueling and Storage Facility.
- Continued design of the Triskett Garage CNG Facility Upgrades.
- Continued Stations and Kiosks along Opportunity Corridor Phase 1.
- Continued the due diligence phase for the Columbus Road Transit Oriented Development.
- Continued construction of the replacement of the Puritas Substation.
- Continued Strategic Plan Update to incorporate Pillar Study results.
- Began construction of Tower City Track 10/Track 13 Rehabilitation with platform, catenary and signal work.
- Began design of the Tower City East Portal Rehabilitation.
- Began design for Cuyahoga Viaduct Rehabilitation Phase 1.
- Began design for the Overhead Catenary System Structural Rehabilitation.
- Supported the activities of the Cuyahoga County Trails Leadership Network.
- Provided FFY2020 CUZA funding allocations for the Region.
- Promoted transit elements in various TLCI studies throughout Cuyahoga County.
- Continued leading the ISO 14001 programs at CBMF, Hayden, Triskett and Main Office.
- Re-started Sustainability and The Partnership for Excellence programs.
- Facilitated construction coordination with various ODOT and City of Cleveland projects.

- Obtained over \$45 million of competitive grants from FTA, ODOT, OEPA, and NOACA.

2020 PRIORITIES

- Complete construction of Tower City Track 10/Track 13 Rehabilitation with platform, catenary and signal work.
- Complete the design and construction of the Light Rail Track Rehabilitation – Phase 1.
- Complete construction of the replacement of the Puritas Substation.
- Complete installation of the new SCADA system.
- Complete construction of the Shaker Square Station ADA ramps.
- Complete the ten-year Strategic Plan Update to incorporate Pillar Study results.
- Complete construction of the Triskett Garage CNG Fueling and Storage Facility.
- Complete design and construction of the Triskett Garage CNG Facility Upgrades.
- Begin construction of the Warrensville/Van Aken Substation.
- Begin construction of the East 79th Street Red Line Station ADA Rehabilitation.
- Begin construction of the Red Line Fiber Optic Line Replacement.
- Begin construction of the West 30th Substation Transformer/Rectifier Replacements.
- Begin design of the Trunk Line Signal System.
- Complete the Stations and Kiosks along Opportunity Corridor Phase 1.
- Complete the due diligence phase for the Columbus Road Transit Oriented Development.
- Complete the Transit Oriented Development Planning along the West 25th Street Corridor.
- Award the construction contract for the Light Rail Retaining Wall Rehabilitation - Phase 2.
- Complete design of the Tower City East Portal Rehabilitation.
- Complete design for Cuyahoga Viaduct Rehabilitation Phase 1.
- Complete design and begin construction of the Overhead Catenary System Structural Rehabilitation.
- Complete design and begin construction of the Warrensville/Van Aken Station Improvements and Comfort Station.
- Complete design of the East 120th Street Substation Replacement.
- Begin design of the Red Line Bridge over West 117th Street.
- Support the activities of the Cuyahoga County Trails Leadership Network.
- Provide leadership for the Performance Management initiatives of TPE, ISO 14001 and Sustainability programs.
- Complete the adoption of the SFY 2021-2024 Transportation Improvement Plan (TIP).
- Provide FFY2021 CUZA funding allocations for the Region.
- Promote transit elements in various TLCI studies throughout Cuyahoga County.
- Continue supporting Asset Management and SOGR initiatives throughout GCRTA.
- Facilitate construction coordination with various ODOT and City of Cleveland projects.
- Obtain competitive grants from FTA, ODOT, OEPA and NOACA.

LIST OF DEPARTMENTS

Department Number	Department Name
55	Project Support
57	Programming & Planning
80	Engineering & Project Development

PROJECT SUPPORT DEPARTMENT

MISSION STATEMENT

The mission of the Project Support Department is to provide quality assurance oversight and program review services in support of the Greater Cleveland Regional Transit Authority's capital and development activities and foster the Authority's sustainability practices to create a healthier and livable environment for our customers and the community we serve.

STRATEGIC PLAN CHANGE INITIATIVES & SCORECARD MEASURES

Supporting the Vital Few Objectives (VFOs) for Continual Process Improvement, Fiscal Responsibility and Innovation & Learning. The Project Support Department impacts GCRTA's ability to achieve a State of Good Repair and Advance and Improve Technology, as well as Enhancing Fiscal Responsibility by providing quality and safety oversight and program reviews of projects. The Project Support Department also works to Improve Sustainability throughout the Authority by advancing the use of environmental best practices and documenting, implementing, and maintains the Authority's Environmental Sustainability Management System (ESMS).

2019 ACCOMPLISHMENTS

- Completed 49 Quality Assurance Audits.
- Completed 21 Quality Control Plan, Request for Proposal and Issue for Bid Package Reviews.
- Completed 20 Third-Party plan reviews.
- Updated and reissued the Engineering and Project Management General Requirement Specifications (division 1).
- Updated and reissued the Engineering and Project Management Construction Management Procedures Manual.
- Provided engineering design and construction assistance on Engineering and Project Development projects.
- Provided document control support on Engineering and Project Development projects.
- Progressed the design of the E. 79th Street Red Line Station to 100% Completion.
- Completed Energy Line of Site Audits at 5 of our main facilities.
- Developed and implemented the Sustainable Events Policy for the Authority.

2020 PRIORITIES

- Conduct quality assurance audits.
- Review GCRTA plans and specifications for construction projects.
- Review third party plans and specifications for construction crossing or adjoining GCRTA facilities.
- Provide engineering assistance as needed in Design and Construction.
- Conduct Field and Manufacturing site visits.
- Coordinate work of support staff.
- Support the authority's ISO 14001 efforts.
- Update Project Execution Procedures Manual.
- Development of Energy Management Strategy.
- Execution of Lighting Retrofit for MOB.
- Creation of Social Sustainability Program.

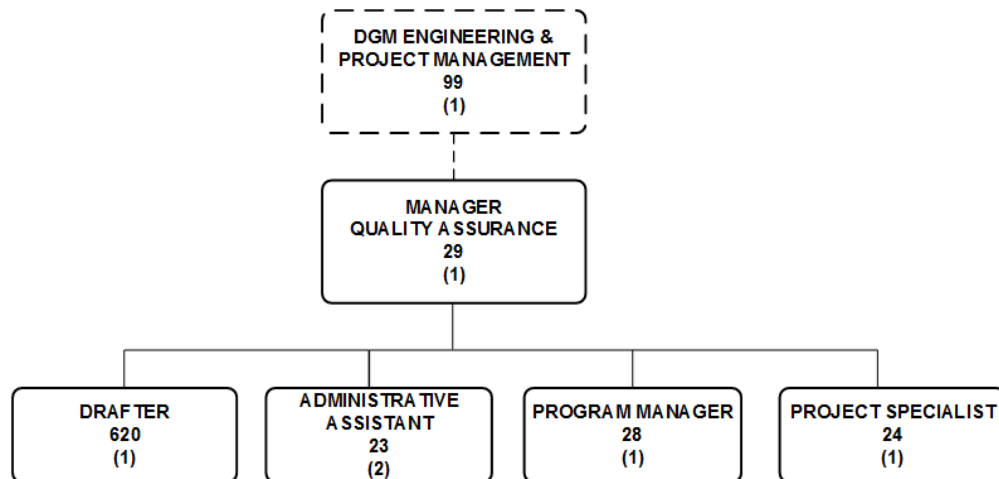
PROJECT SUPPORT DEPARTMENT BUDGET

Object Class	Description	2018 Actual	2019 Actual	2020 Budget
501300	Labor – Salaried Employees	\$258,606	\$395,062	\$420,890
501310	Overtime – Salaried Employees	0	652	10,000
502000	Fringe Benefits	98,284	152,094	151,881
503000	Services	0	0	61,500
504000	Materials & Supplies	857	207	8,000
504050	Office Supplies	0	0	300
509000	Miscellaneous Expenses	100	175	32,000
509020	Travel & Conferences	0	0	6,000
509022	Meals & Concessions	0	0	250
	Total	\$357,847	\$548,190	\$690,821

PROJECT SUPPORT DEPARTMENT STAFFING

Grade	Job Name	2018	2019	2020
06	0620 Drafter	1.0	1.0	1.0
23	0757 Administrative Assistant	1.0	1.0	2.0
24	0860 Project Assistant	1.0	1.0	-
24	1965 Project Specialist	-	1.0	1.0
28	0888 Program Manager	-	1.0	1.0
29	1439 Mgr. – Quality Assurance	1.0	1.0	1.0
	Total	4.0	6.0	6.0

PROJECT SUPPORT DEPARTMENT ORGANIZATION CHART



PROGRAMMING & PLANNING DEPARTMENT

MISSION STATEMENT

The Department of Programming and Planning is responsible for initiating studies and long-term projects designed to maintain and improve transit ridership through project viability studies, joint venture identification, station area, and land use planning. The Department is also responsible for the oversight of the Authority's real estate property holdings, transit waiting environment, arts-in-transit and sustainability programs.

STRATEGIC PLAN CHANGE INITIATIVES & SCORECARD MEASURES

Supporting the Vital Few Objectives (VFOs) for Voice of Customer (Expanding Advocacy and Enhancing Customer Experience) and Continual Process Improvement (Achieving State of Good Repair and Advance & Improve Technology). The Programming and Planning Department impacts GCRTA's ability to meet goals for advocacy, public art, transportation studies, and receiving competitive grants for the capital improvement program.

2019 ACCOMPLISHMENTS

- Completed Economic Impact Analysis.
- Initiated Strategic Planning Project.
- Executed Letter of Intent with Carnegie Management for W. 25th Street/Columbus Road Transit Oriented Development Project.
- Completed land acquisitions for parcels required for E. 34th Street Station Reconstruction Project.
- Completed CUZA allocation.
- Served on NOACA Air Quality, Transit Council, and Transportation Committees.
- Processed 3 passenger shelter permits.
- Completed 3 Transit Waiting Environment Projects.
- Completed installation of 7 real time solar powered signs in collaboration with Downtown Cleveland Alliance.
- Processed and obtained Environmental Clearances on 2 projects.
- Initiated contract award process for W. 25th TOD Plan.
- Participated in 3 NOACA TLCI projects.
- Selected artwork for E. 79th Street Rail Project.
- Worked with the City on Scooter and Shared bike installation program.
- Participated on Downtown Cleveland Alliance's Downtown Mobility Taskforce.
- Participated in the Shaker Square Re-design Project.
- Coordinated with Metroparks on bidding and initiation of construction of the RedLine Greenway.
- Completed E. 116th Street Public Art Project.
- Completed all land transactions required for RedLine/Greenway project with Metroparks.
- Collaborated and assisted with Paradox Grant applications.
- Completed shelter pad construction for E. 105/Opportunity Corridor Project.
- Complete E. 79th station land acquisition.
- Completed 2 Community Investment Improvements.

2020 PRIORITIES

- Represent RTA interests in City of Cleveland and NOACA Planning projects as required.
- Manage real estate interests of RTA as required.
- Award Contract and begin TOD Planning project on W. 25th Street.
- Obtain Environmental Clearances as needed.
- Complete RTA Strategic Planning Process.
- Complete shelter permit process as required.
- Complete and recommend to the Board of Trustees a Development Agreement for the W. 25th Street/Columbus Road TOD Project.
- Complete all land transactions required for the RedLine/Greenway with the Metroparks.
- Complete 2 TWE projects.
- Continue representation of RTA on NOACA committees, Sub-committees, Task Forces, and TLCI projects.
- Create mobility task force.
- Complete E. 105 /Opportunity Corridor Project.
- Complete land sale of 5508 Euclid Avenue.
- Complete 5 Community Investment Improvement Projects.

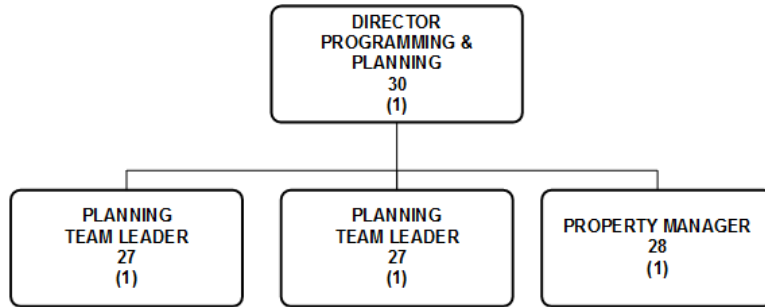
PROGRAMMING AND PLANNING DEPARTMENT BUDGET

Object Class	Description	2018 Actual	2019 Actual	2020 Budget
501300	Labor Salaried Employees	\$324,856	\$332,556	\$360,919
502000	Fringe Benefits	130,237	129,231	113,371
503000	Services	122,260	165,804	177,300
504000	Materials & Supplies	0	33	0
504050	Office Supplies	0	0	600
507030	Property Taxes	27,827	80,585	125,800
509000	Miscellaneous Expenses	12,123	15,915	13,370
509020	Travel & Conferences	0	0	8,256
509022	Meals & Concessions	0	0	100
512000	Leases & Rentals	106,436	118,986	120,534
Total		\$723,739	\$843,110	\$920,250

PROGRAMMING AND PLANNING DEPARTMENT STAFFING

Grade	Job Name	2018	2019	2020
27	0838 Planning Team Leader	2.0	2.0	2.0
28	0794 Property Manager	1.0	1.0	1.0
30	0788 Director	1.0	1.0	1.0
Total		4.0	4.0	4.0

PROGRAMMING AND PLANNING DEPARTMENT ORGANIZATION CHART



ENGINEERING & PROJECT DEVELOPMENT DEPARTMENT

MISSION STATEMENT

The Engineering & Project Development Department's mission is to design and manage construction of the Authority's capital improvement and rehabilitation programs, safely, on budget, on schedule, as well as involvement in quality control, and quality assurance services.

STRATEGIC PLAN CHANGE INITIATIVES & SCORECARD MEASURES

Implementation of the Engineering Projects and Project Development ensures that the Authority can achieve the Vital Few Objectives for Fiscal Responsibility (Enhancing Fiscal Responsibility) through planning, design, and construction activities for capital projects, as well as Continual Process Improvement through Achieving a State of Good Repair on the Authority's infrastructure and facilities.

2019 ACCOMPLISHMENTS

- Completed construction of the East 116th Street Station ADA Rehabilitation.
- Completed construction of the Farnsleigh Station ADA Rehabilitation.
- Completed repairs to the Red Line Bridge over Madison Avenue.
- Completed repairs to the Red Line "S" Curve Retaining Wall.
- Completed design of Red Line Fiber Optic System Replacement and advertised for bids.
- Completed construction of the Red Line West Park to Airport Track Rehabilitation.
- Completed electrical upgrades to Brookpark Shop and track bonding in yard.
- Completed construction of E. 116th Bridge Deck Rehabilitation.
- Completed light rail system track bonding and switch circuit controller installation.
- Completed W. 65th Street Substation Reconstruction.
- Commenced Viaduct and Tower City East portal repairs investigation and design.
- Commenced replacement of Tower City Tracks 10E/W and 13 with Low Vibration Track (LVT).
- Commenced replacement of Puritas Substation with modular design.

2020 PRIORITIES

- Manage design and construction of capital projects.
Provide design, A/E plan and specification review, quality assurance, and program management services in support of capital projects and development activities.

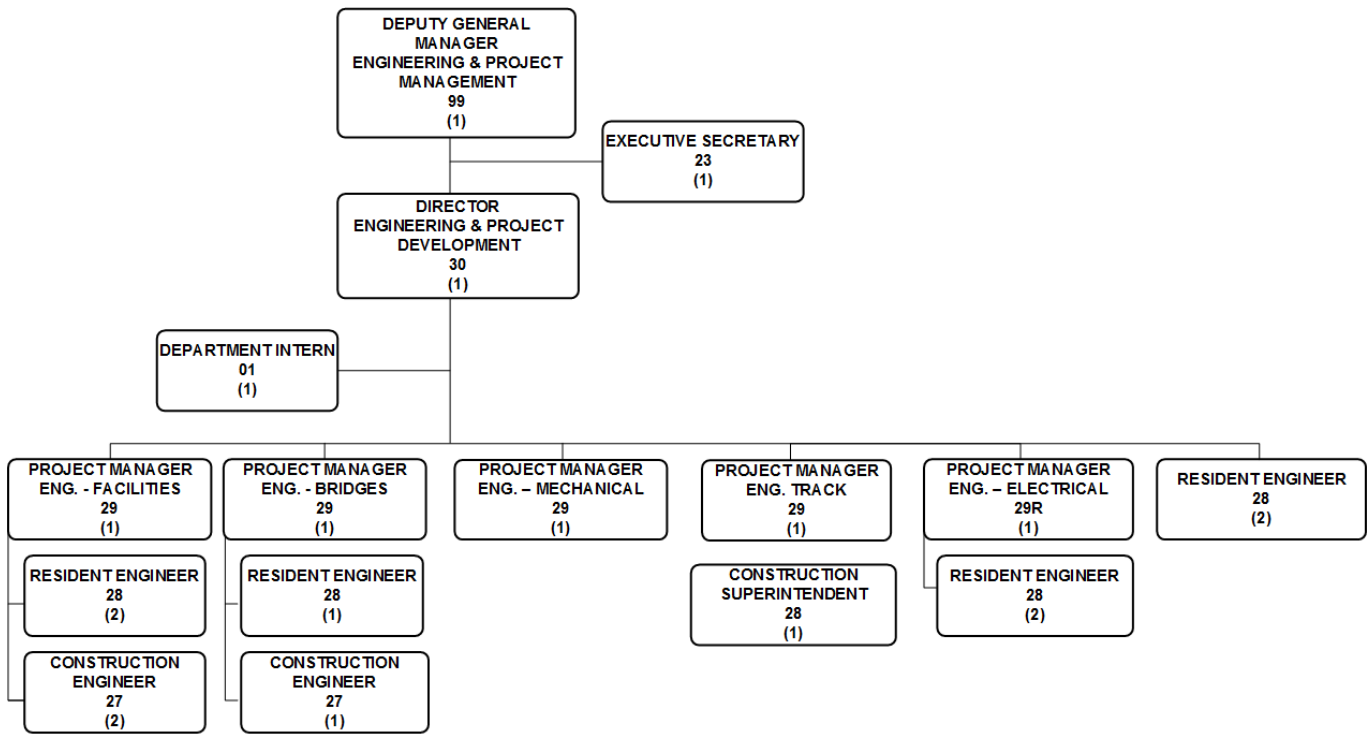
ENGINEERING & PROJECT DEVELOPMENT DEPARTMENT BUDGET

Object Class	Description	2018 Actual	2019 Actual	2020 Budget
501200	Hourly Employees	\$2,359	\$0	\$0
501300	Labor Salaried Employees	1,300,498	1,314,979	1,636,972
502000	Fringe Benefits	485,479	471,603	557,782
503000	Services	954	15,758	35,000
504000	Materials & Supplies	3,305	15,593	1,100
504050	Office Supplies	0	0	1,800
509000	Miscellaneous Expenses	29,875	50,339	18,500
509020	Travel & Conferences	0	0	20,040
509022	Meals & Concessions	0	4,635	800
Total		\$1,822,469	\$1,872,907	\$2,271,994

ENGINEERING & PROJECT DEVELOPMENT DEPARTMENT STAFFING

Grade	Job Name	2018	2019	2020
01	8942 Engineering Intern	1.0	1.0	1.0
23	0725 Executive Secretary	1.0	1.0	1.0
27	1192 Construction Engineer	3.0	3.0	3.0
	1509 Track Engineer	1.0	-	-
28	1250 Supt Construction	1.0	1.0	1.0
	1355 Resident Engineer	6.0	7.0	7.0
29	1329 Project Manager – Electrical	1.0	1.0	1.0
	1518 Project Manager – Track	1.0	1.0	1.0
	1661 Project Manager – Facilities	1.0	1.0	1.0
	1662 Project Manager – Mechanical	1.0	1.0	1.0
	1663 Project Manager – Bridges	1.0	1.0	1.0
30	0789 Director – Engineering & Project Dev	1.0	1.0	1.0
99	9931 DGM Eng. & Project Mgmt.	1.0	1.0	1.0
Total		20.0	20.0	20.0

ENGINEERING & PROJECT DEVELOPMENT DEPARTMENT ORGANIZATION CHART



This page intentionally left blank