

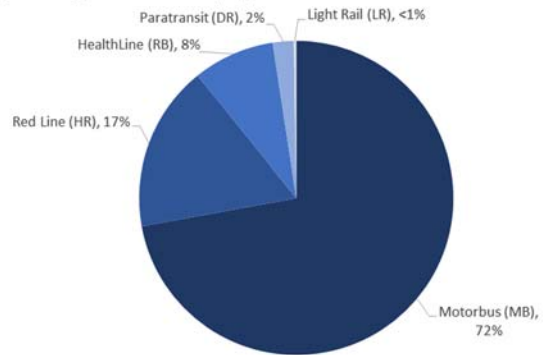


# Greater Cleveland Regional Transit Authority Ridership Report – July 2020

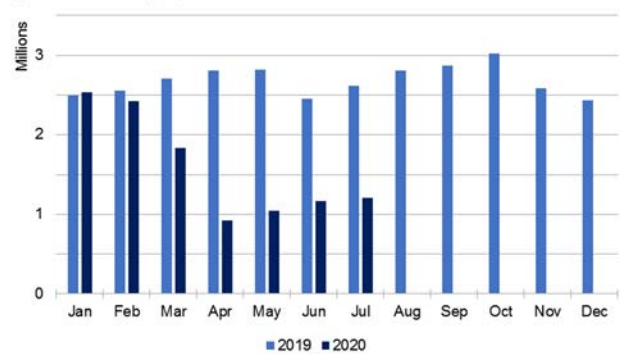
## Summary

- The COVID-19 pandemic continued to affect ridership
- The Blue/Green Line construction shutdown effective June 28, 2020 continued through July
- The suspension of the Trolley and Park-n-Ride services effective March 24, 2020 continued through July
- System ridership in July was 1.2 million, representing 53% fewer riders than in July 2019
  - Average fixed route weekday was 54% lower<sup>1</sup>
  - Average fixed route Saturday was 51% lower<sup>1</sup>
  - Average fixed route Sunday was 51% lower<sup>1</sup>
- Year-to-date ridership is 11.2 million, representing 39% fewer riders than through July 2019

July 2020 System Ridership by Mode



System Ridership by Month



### Motorbus (MB)

Motorbus ridership in July 2020 was 51% lower than in July 2019

- Average weekday was 52% lower<sup>1</sup>
- Average Saturday was 47% lower<sup>1</sup>
- Average Sunday was 48% lower<sup>1</sup>



### Red Line (HR)

Red Line ridership in July 2020 was 52% lower than in July 2019

- Average weekday was 53% lower<sup>1</sup>
- Average Saturday was 52% lower<sup>1</sup>
- Average Sunday was 51% lower<sup>1</sup>



### Light Rail (LR)

Due to a Blue/Green Line construction shutdown, Light Rail ridership in July 2020 was 98% lower than in July 2019

- Average weekday was 98% lower<sup>1</sup>
- Average Saturday was 97% lower<sup>1</sup>
- Average Sunday was 97% lower<sup>1</sup>



### HealthLine (RB)

HealthLine ridership in July 2020 was 49% lower than in July 2019

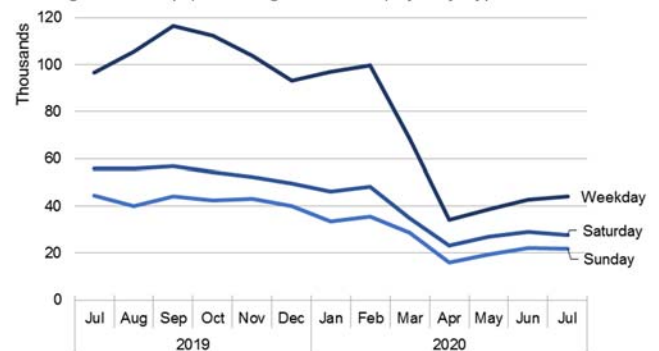
- Average weekday was 49% lower<sup>1</sup>
- Average Saturday was 56% lower<sup>1</sup>
- Average Sunday was 50% lower<sup>1</sup>



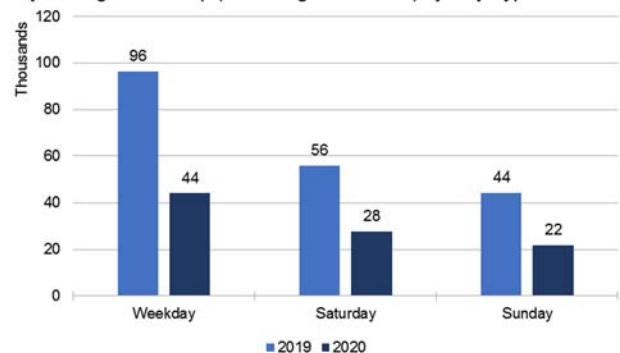
### Paratransit (DR)

Paratransit ridership in July 2020 was 44% lower than in July 2019

Average Ridership (excluding Paratransit) by Day Type



July Average Ridership (excluding Paratransit) by Day Type



<sup>1</sup> Average ridership by day type does not include atypical days as defined by the FTA for NTD ridership reporting