

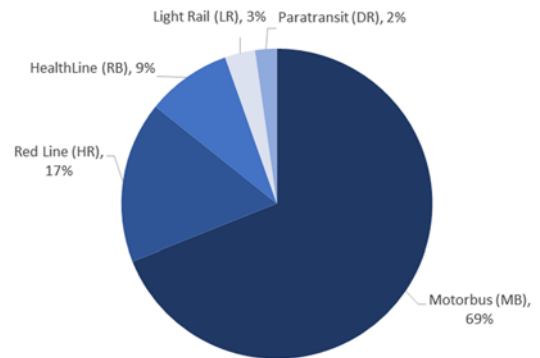


Greater Cleveland Regional Transit Authority Ridership Report – September 2020

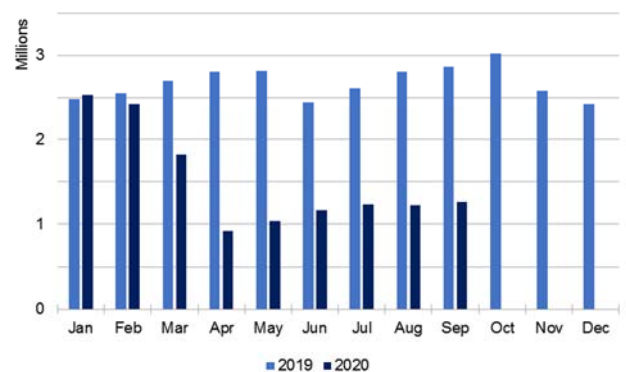
Summary

- The COVID-19 pandemic continued to affect ridership
- Sunday service replaced Weekday service for Monday, September 7, 2020 in observance of Labor Day
- System ridership in September was 1.3 million, representing 56% fewer riders than in September 2019
 - Average fixed route weekday was 59% lower¹
 - Average fixed route Saturday was 46% lower¹
 - Average fixed route Sunday was 49% lower¹
- Year-to-date ridership is 13.6 million, representing 43% fewer riders than through September 2019

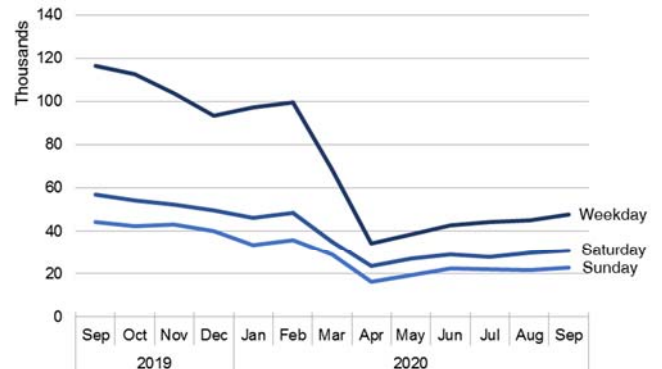
September 2020 System Ridership by Mode



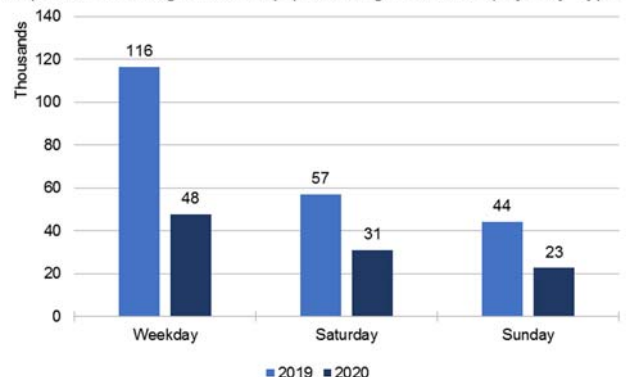
System Ridership by Month



Average Ridership (excluding Paratransit) by Day Type



September Average Ridership (excluding Paratransit) by Day Type



Motorbus (MB)

Motorbus ridership in September 2020 was 55% lower than in September 2019

- Average weekday was 59% lower¹
- Average Saturday was 42% lower¹
- Average Sunday was 43% lower¹



Red Line (HR)

Red Line ridership in September 2020 was 57% lower than in September 2019

- Average weekday was 59% lower¹
- Average Saturday was 49% lower¹
- Average Sunday was 56% lower¹



Light Rail (LR)

Light Rail ridership in September 2020 was 69% lower than in September 2019

- Average weekday was 69% lower¹
- Average Saturday was 62% lower¹
- Average Sunday was 75% lower¹



HealthLine (RB)

HealthLine ridership in September 2020 was 54% lower than in September 2019

- Average weekday was 56% lower¹
- Average Saturday was 51% lower¹
- Average Sunday was 50% lower¹



Paratransit (DR)

Paratransit ridership in September 2020 was 39% lower than in September 2019

¹ Average ridership by day type does not include atypical days as defined by the FTA for NTD ridership reporting