

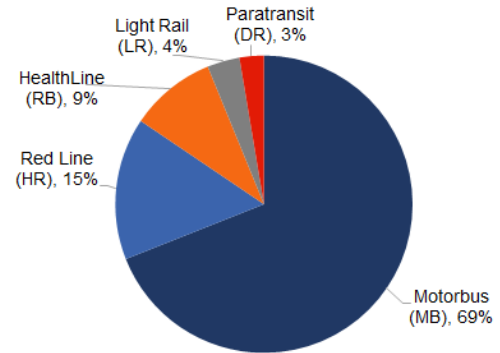


Greater Cleveland Regional Transit Authority Ridership Report – March 2021

Summary

- The COVID-19 pandemic continued to affect ridership
- System ridership in March 2021 was 1.3 million, representing 28% fewer riders than in March 2020
 - Average fixed route weekday was 33% lower¹
 - Average fixed route Saturday was 13% lower¹
 - Average fixed route Sunday was 23% lower¹

March 2021 System Ridership by Mode

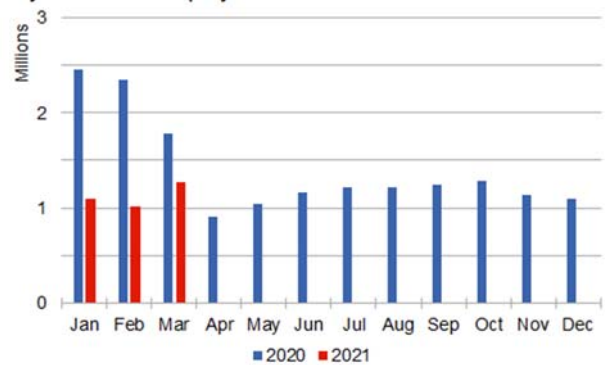


Motorbus (MB)

Motorbus ridership in March 2021 was 29% lower than in March 2020

- Average weekday was 33% lower¹
- Average Saturday was 12% lower¹
- Average Sunday was 24% lower¹

System Ridership by Month

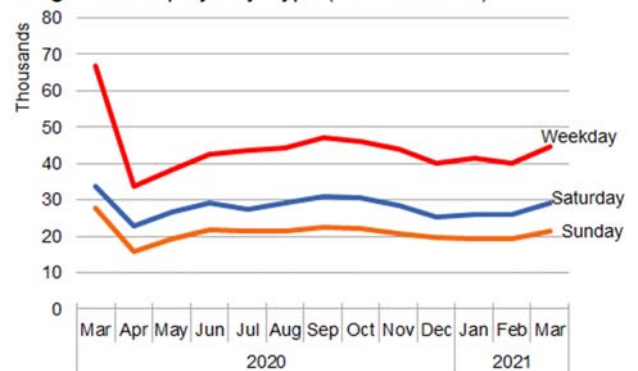


Red Line (HR)

Red Line ridership in March 2021 was 29% lower than in March 2020

- Average weekday was 33% lower¹
- Average Saturday was 20% lower¹
- Average Sunday was 20% lower¹

Avg. Ridership by Day Type (no Paratransit)

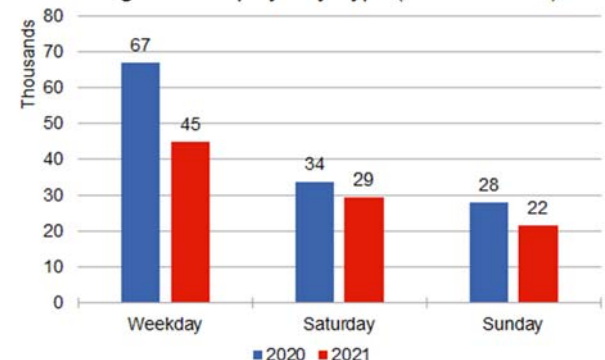


Light Rail (LR)

Light Rail ridership in March 2021 was 38% lower than in March 2020

- Average weekday was 43% lower¹
- Average Saturday was 2% higher¹
- Average Sunday was 28% lower¹

March Avg. Ridership by Day Type (no Paratransit)



HealthLine (RB)

HealthLine ridership in March 2021 was 22% lower than in March 2020

- Average weekday was 25% lower¹
- Average Saturday was 9% lower¹
- Average Sunday was 15% lower¹



Paratransit (DR)

Paratransit ridership in March 2021 was 3% higher than in March 2020

¹ Average ridership by day type does not include atypical days as defined by the FTA for NTD ridership reporting