

# Greater Cleveland Regional Transit Authority Ridership Report, August 2023



## Summary

- Total ridership in August 2023 was 1.96M, which is a 16% increase from August 2022
  - Avg fixed-route weekday increased 16%
  - Avg fixed-route Saturday decreased 14%
  - Avg fixed-route Sunday increased 63%

## Bus (MB)

- Bus ridership in August 2023 was 1.42M, which is a 16% increase from August 2022
  - Average weekday increased 16%
  - Average Saturday decreased 10%
  - Average Sunday increased 66%

## Red Line/Heavy Rail (HR)

- Red Line ridership in August 2023 was 296K, which is a 28% increase from August 2022
  - Average weekday increased 27%
  - Average Saturday increased 32%
  - Average Sunday increased 36%

## HealthLine (RB)

- HealthLine ridership in August 2023 was 145K, which is a 27% increase from August 2022
  - Average weekday increased 23%
  - Average Saturday increased 30%
  - Average Sunday increased 97%

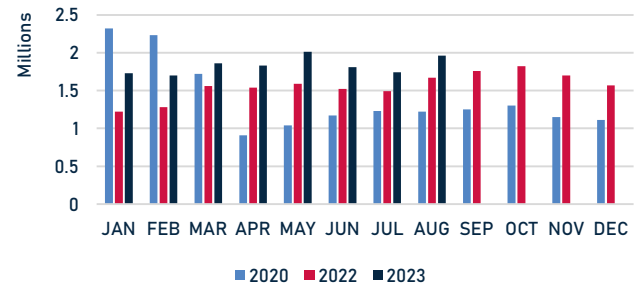
## Light Rail (LR)

- Light Rail ridership in August 2023 was 46K, which is a 31% decrease from August 2022
  - Average weekday increased 14%
  - Average Saturday decreased 31%
  - Average Sunday decreased 33%
- Light Rail shutdown began August 20th

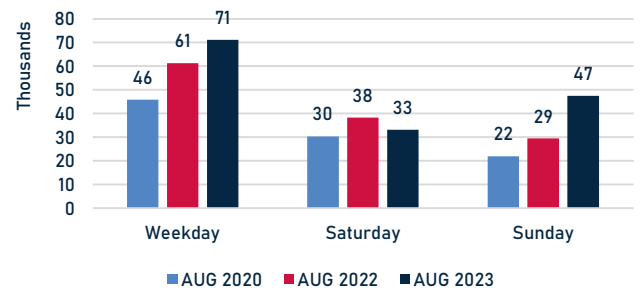
## Paratransit (DR)

- Paratransit ridership in August 2023 was 54K, which is an 11% increase from August 2022

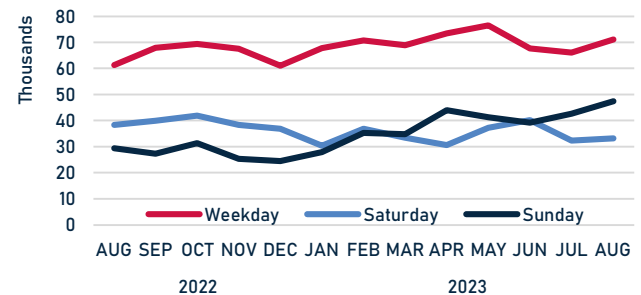
## Total Ridership by Month



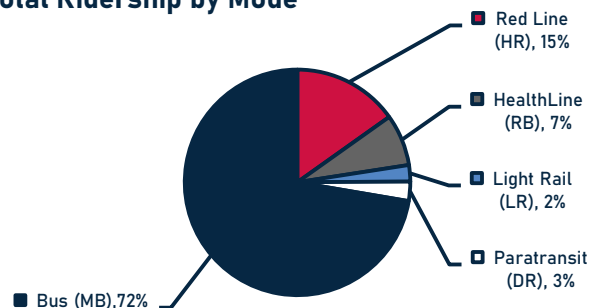
## Avg. Ridership by Day Type



## Avg. Ridership by Day Type



## Total Ridership by Mode



Note: Average ridership by day type does not include atypical days as defined by the Federal Transit Administration for National Transit Database reporting.