

Greater Cleveland Regional Transit Authority

Ridership Report, November 2023



Summary

- Total ridership in November 2023 was 1.89M, which is an 11% increase from November 2022
 - Avg. fixed-route weekday increased 10%
 - Avg. fixed-route Saturday increased 4%
 - Avg. fixed-route Sunday increased 46%

Bus (MB)

- Bus ridership in November 2023 was 1.34M, which is a 9% increase from November 2022
 - Average weekday increased 11%
 - Average Saturday held constant ($\pm 0\%$)
 - Average Sunday increased 47%

Red Line/Heavy Rail (HR)

- Red Line ridership in November 2023 was 302K, which is a 21% increase from November 2022
 - Average weekday increased 18%
 - Average Saturday increased 28%
 - Average Sunday increased 25%

HealthLine (RB)

- HealthLine ridership in Nov. 2023 was 140K, which is a 3% increase from Nov. 2022
 - Average weekday held constant ($\pm 0\%$)
 - Average Saturday decreased 6%
 - Average Sunday increased 32%

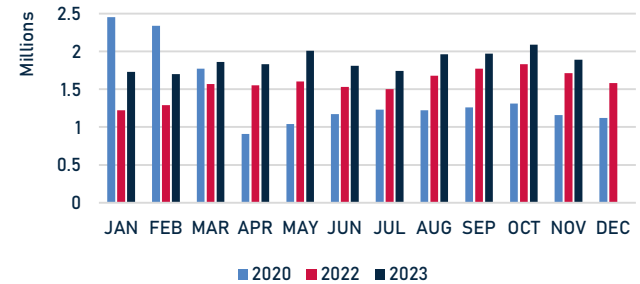
Light Rail (LR)

- Light Rail ridership in November 2023 was 62K, which is a 12% increase from November 2022
 - Average weekday increased 5%
 - Average Saturday decreased 22%
 - Average Sunday decreased 20%

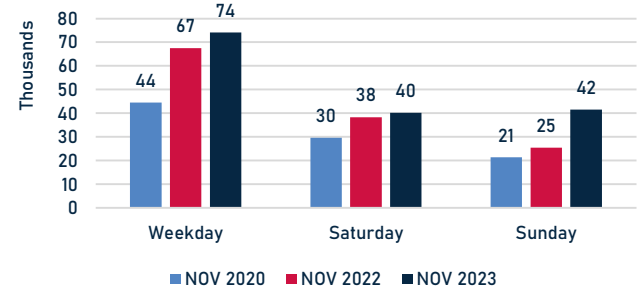
Paratransit (DR)

- Paratransit ridership in Nov. 2023 was 51K, which is a 15% increase from Nov. 2022

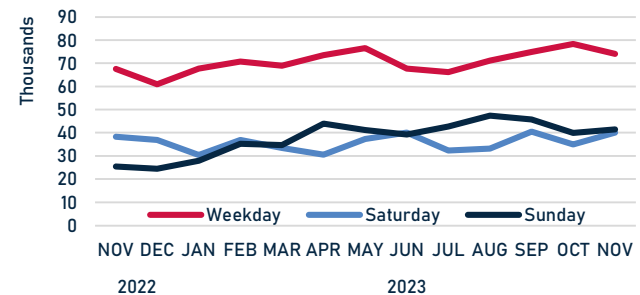
Total Ridership by Month



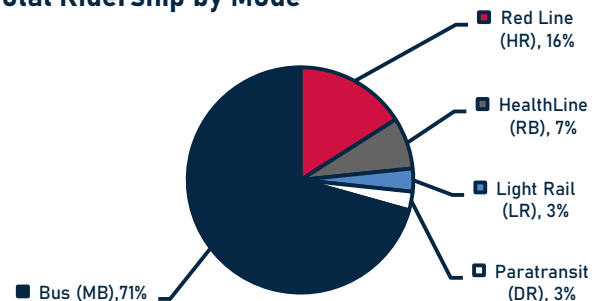
Avg. Ridership by Day Type



Avg. Ridership by Day Type



Total Ridership by Mode



Note: Average ridership by day type does not include atypical days as defined by the Federal Transit Administration for National Transit Database reporting.