

# Greater Cleveland Regional Transit Authority

## Ridership Report, May 2024



### Summary

- Total ridership in May 2024 was 2.19M, which is a 9% increase compared to May 2023
  - Avg. fixed-route weekday increased 7%
  - Avg. fixed-route weekend increased 20%

### Motor Bus (MB)

- Bus ridership in May 2024 was 1.56M, which is a 10% increase compared to May 2023
  - Average weekday increased 7%
  - Average weekend increased 27%

### Red Line/Heavy Rail (HR)

- Red Line ridership in May 2024 was 323K, which stayed consistent ( $\pm 0\%$ ) compared to May 2023
  - Average weekday decreased 3%
  - Average weekend increased 5%

### HealthLine (RB)

- HealthLine ridership in May 2024 was 167K, which is a 13% increase compared to May 2023
  - Average weekday increased 13%
  - Average weekend increased 13%

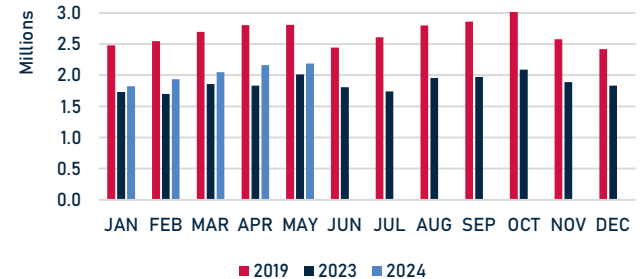
### Light Rail (LR)

- Light Rail ridership in May 2024 was 84K, which is a 16% increase compared to May 2023
  - Average weekday increased 18%
  - Average weekend increased 2%

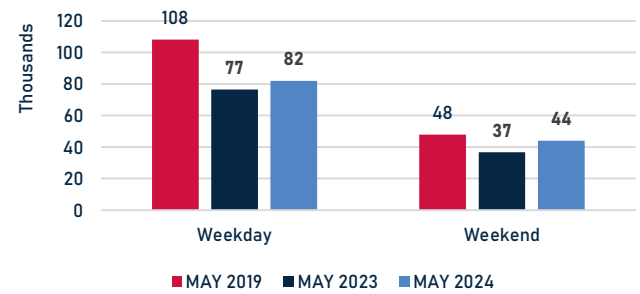
### Paratransit (DR)

- Paratransit ridership in May 2024 was 58K, which is a 14% increase compared to May 2023

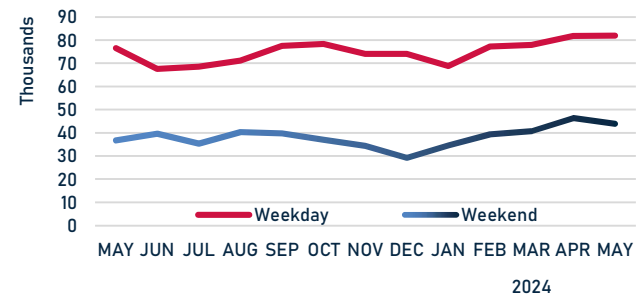
### Total Ridership by Month



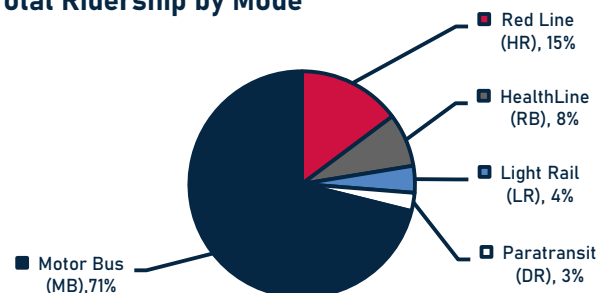
### Avg. Ridership by Day Type



### Avg. Ridership by Day Type



### Total Ridership by Mode



Note: Average ridership by day type does not include atypical days as defined by the Federal Transit Administration for National Transit Database reporting.

Due to new bus ridership sourcing methods, average weekend days in 2024 may appear to show large variations when compared to previous years. The old sourcing method was not as precise in apportioning ridership to weekends.