

# Greater Cleveland Regional Transit Authority

## Ridership Report, June 2024



### Summary

- Total ridership in June 2024 was 1.89M, which is an 8% increase compared to June 2023
  - Avg. fixed-route weekday increased 8%
  - Avg. fixed-route weekend increased 13%

### Motor Bus (MB)

- Bus ridership in June 2024 was 1.40M, which is a 7% increase compared to June 2023
  - Average weekday increased 9%
  - Average weekend increased 17%

### Red Line/Heavy Rail (HR)

- Red Line ridership in June 2024 was 256K, which is a 7% decrease compared to June 2023\*
  - Average weekday decreased 15%
  - Average weekend decreased 4%

### HealthLine/Bus Rapid Transit (RB)

- HealthLine ridership in June 2024 was 171K, which is a 30% increase compared to June 2023\*
  - Average weekday increased 33%
  - Average weekend increased 37%

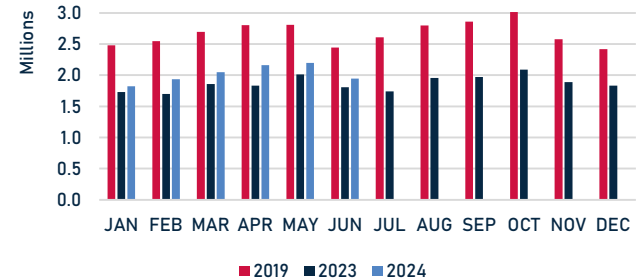
### Light Rail (LR)

- Light Rail ridership in June 2024 was 64K, which is a 50% increase compared to June 2023\*

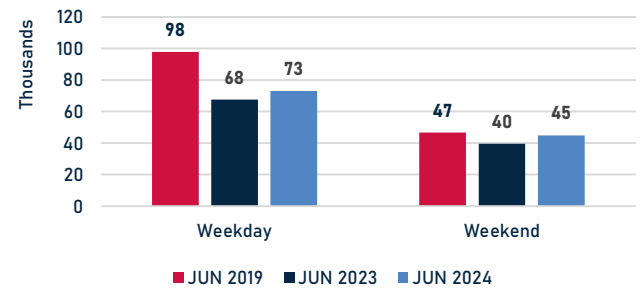
### Paratransit (DR)

- Paratransit ridership in June 2024 was 54K, which is a 7% increase compared to June 2023

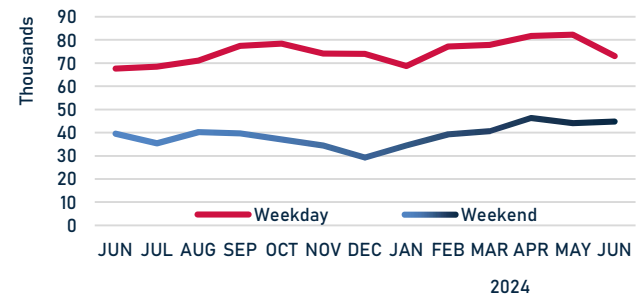
### Total Ridership by Month



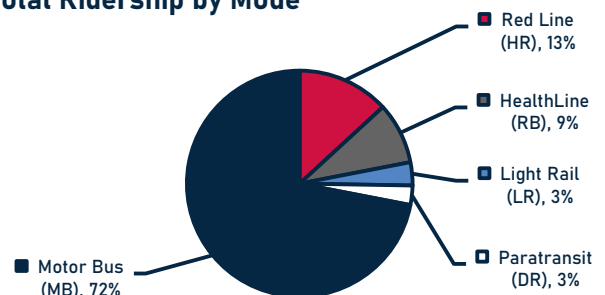
### Avg. Ridership by Day Type



### Avg. Ridership by Day Type



### Total Ridership by Mode



Note: Average ridership by day type does not include atypical days as defined by the Federal Transit Administration for National Transit Database reporting.

Due to new bus ridership sourcing methods, average weekend days in 2024 may appear to show large variations when compared to previous years. The old sourcing method was not as precise in apportioning ridership to weekends.

\*Comparisons for the Red Line, HealthLine, and Light Rail are influenced by the timing of rail shutdowns in June 2023 and June 2024.