

# Greater Cleveland Regional Transit Authority

## Ridership Report, December 2024



### Summary

- Total ridership in December 2024 was 2.0M, which is a 10% increase compared to Dec. 2023
  - Avg. fixed-route weekday increased 2%
  - Avg. fixed-route weekend increased 49%

### Motor Bus (MB)

- Bus ridership in December 2024 was 1.4M, which is a 12% increase compared to Dec. 2023
  - Average weekday increased 3%
  - Average weekend increased 66%

### Red Line/Heavy Rail (HR)

- Red Line ridership in December 2024 was 275K, which is a 3% increase compared to Dec. 2023
  - Average weekday decreased 4%
  - Average weekend increased 20%

### HealthLine/Bus Rapid Transit (RB)

- HealthLine ridership in Dec. 2024 was 146K, which is a 14% increase compared to Dec. 2023
  - Average weekday increased 15%
  - Average weekend increased 59%

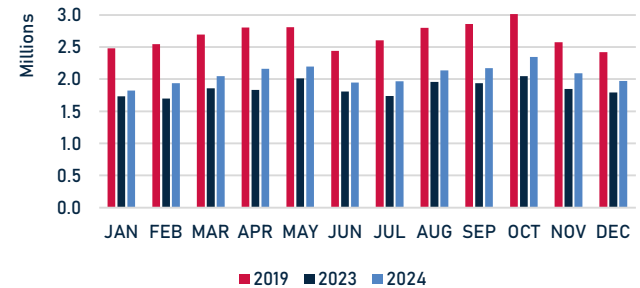
### Light Rail (LR)

- Light Rail ridership in December 2024 was 60K, which is a 12% decrease compared Dec. 2023
  - Average weekday decreased 18%
  - Average weekend decreased 9%

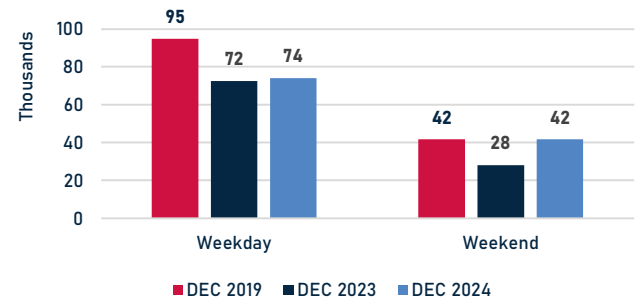
### Paratransit (DR)

- Paratransit ridership in Dec. 2024 was 55K, which is an 7% increase compared to Dec. 2023

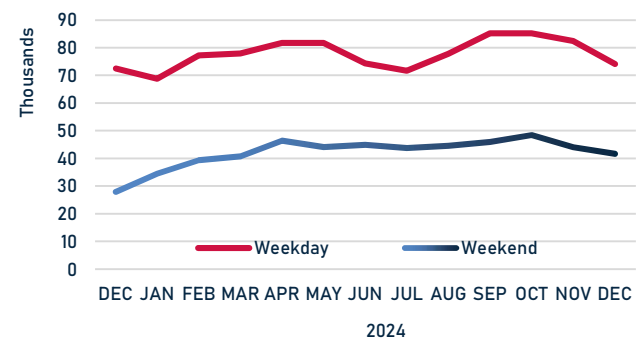
### Total Ridership by Month



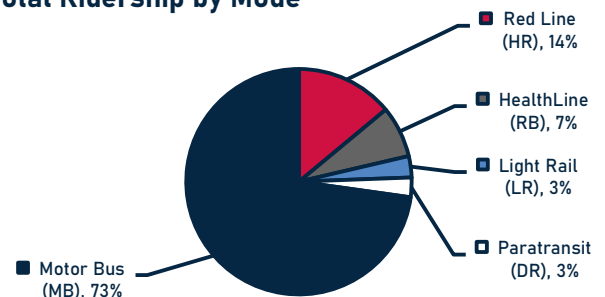
### Avg. Daily Ridership by Day Type



### Avg. Daily Ridership by Day Type



### Total Ridership by Mode



Note: Average ridership by day type does not include atypical days as defined by the Federal Transit Administration for National Transit Database reporting.

Due to new bus ridership sourcing methods, average weekend days in 2024 may appear to show large variations when compared to previous years. The old sourcing method was not as precise in apportioning ridership to weekends.