

Greater Cleveland Regional Transit Authority

Ridership Report, January 2025



Summary

- Total ridership in January 2025 was 1.9M, which is a 5% increase compared to January 2024
 - Avg. fixed-route weekday increased 4%
 - Avg. fixed-route weekend increased 13%

Motor Bus (MB)

- Bus ridership in January 2025 was 1.4M, which is a 7% increase compared to January 2024
 - Average weekday increased 6%
 - Average weekend increased 16%

Red Line/Heavy Rail (HR)

- Red Line ridership in January 2025 was 264K, which is a 1% increase compared to Jan. 2024
 - Average weekday increased 0.2%
 - Average weekend increased 6%

HealthLine/Bus Rapid Transit (RB)

- HealthLine ridership in Jan. 2025 was 152K, which is a 1% increase compared to Jan. 2024
 - Average weekday increased 0.2%
 - Average weekend increased 6%

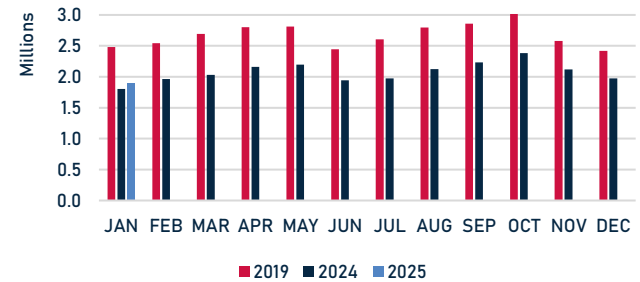
Light Rail (LR)

- Light Rail ridership in January 2025 was 59K, which is a 5% decrease compared Jan. 2024
 - Average weekday decreased 7%
 - Average weekend increased 13%

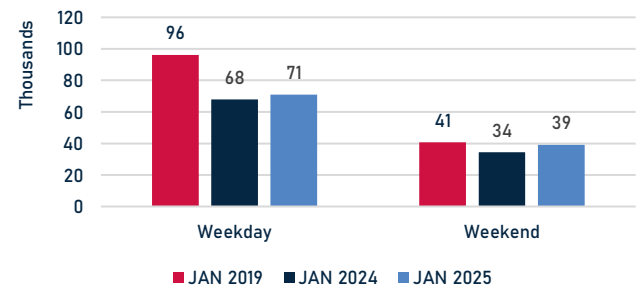
Paratransit (DR)

- Paratransit ridership in January 2025 was 56K, which is a 12% increase compared to Jan. 2024

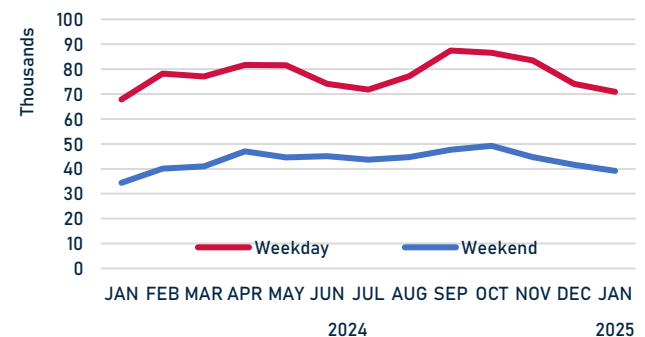
Total Ridership by Month



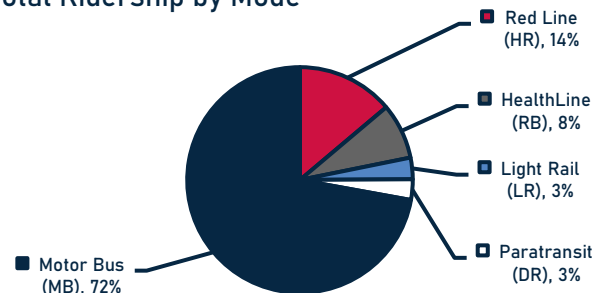
Avg. Daily Ridership by Day Type



Avg. Daily Ridership by Day Type



Total Ridership by Mode



Note: Average ridership by day type does not include atypical days as defined by the Federal Transit Administration for National Transit Database reporting.