

Greater Cleveland Regional Transit Authority Ridership Report, February 2025



Summary

- Total ridership in February 2025 was 1.9M, which is a 4% decrease compared to February 2024
 - Avg. fixed-route weekday decreased 1%
 - Avg. fixed-route weekend increased 2%

Motor Bus (MB)

- Bus ridership in February 2025 was 1.4M, which is a 3% decrease compared to February 2024
 - Average weekday decreased 0.4%
 - Average weekend increased 6%

Red Line/Heavy Rail (HR)

- Red Line ridership in February 2025 was 242K, which is a 2% decrease compared to Feb. 2024
 - Average weekday increased 3%
 - Average weekend decreased 1%

HealthLine/Bus Rapid Transit (RB)

- HealthLine ridership in Feb. 2025 was 161K, which is a 4% decrease compared to Feb. 2024
 - Average weekday decreased 1%
 - Average weekend increased 3%

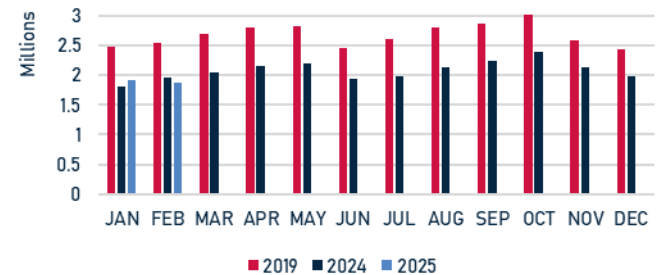
Light Rail (LR)

- Light Rail ridership in February 2025 was 53K, which is a 33% decrease compared Feb. 2024
 - Average weekday decreased 29%
 - Average weekend decreased 39%

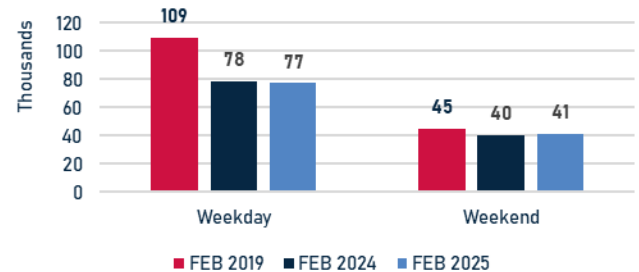
Paratransit (DR)

- Paratransit ridership in February 2025 was 55K, which is a 3% increase compared to Feb. 2024

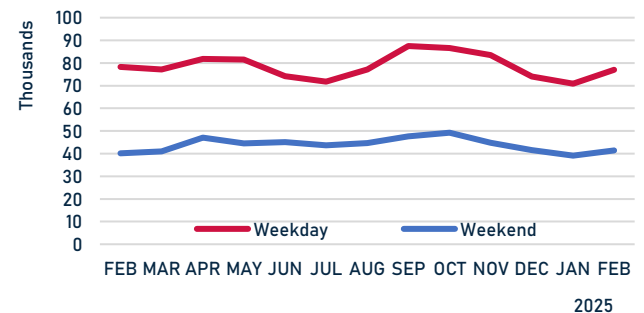
Total Ridership by Month



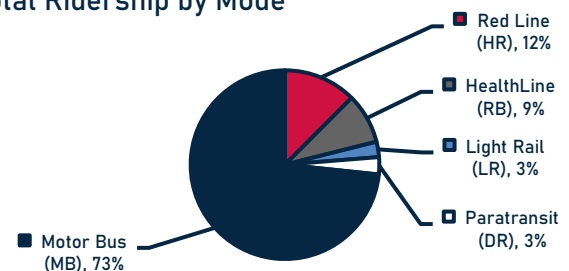
Avg. Daily Ridership by Day Type



Avg. Daily Ridership by Day Type



Total Ridership by Mode



*Note: February 2024 was a leap year and had one more day (a weekday) than February 2025.