

# Greater Cleveland Regional Transit Authority

## Ridership Report, March 2025



### Summary

- Total ridership in March 2025 was 2.1M, which is a 3% increase compared to March 2024
  - Avg. fixed-route weekday increased 3%
  - Avg. fixed-route weekend increased 4%

### Motor Bus (MB)

- Bus ridership in March 2025 was 1.5M, which is a 5% increase compared to March 2024
  - Average weekday increased 4%
  - Average weekend increased 8%

### Red Line/Heavy Rail (HR)

- Red Line ridership in March 2025 was 267K, which is a 3% decrease compared to March 2024
  - Average weekday decreased 1%
  - Average weekend decreased 9%

### HealthLine/Bus Rapid Transit (RB)

- HealthLine ridership in March 2025 was 175K, which is a 1% increase compared to March 2024
  - Average weekday increased 1%
  - Average weekend increased 4%

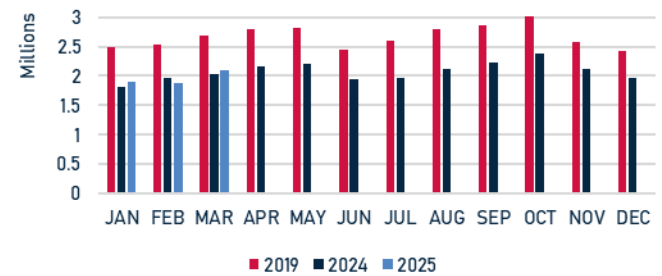
### Light Rail (LR)

- Light Rail ridership in March 2025 was 66K, which is a 17% decrease compared March 2024
  - Average weekday decreased 17%
  - Average weekend decreased 17%

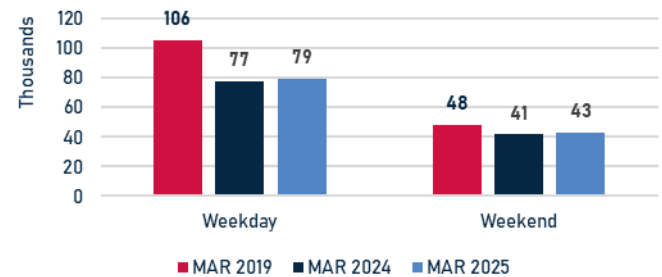
### Paratransit (DR)

- Paratransit ridership in March 2025 was 63K, which is an 11% increase compared to Mar. 2024

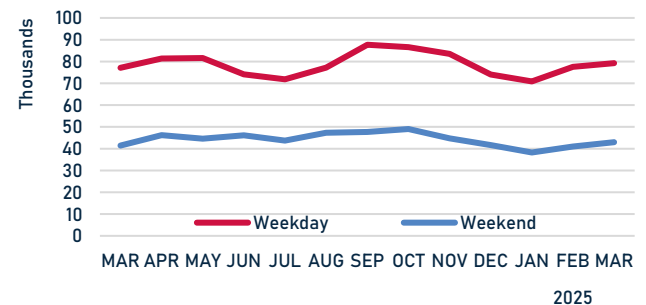
### Total Ridership by Month



### Avg. Daily Ridership by Day Type



### Avg. Daily Ridership by Day Type



### Total Ridership by Mode

