

Greater Cleveland Regional Transit Authority

Ridership Report, April 2025



Summary

- Total ridership in April 2025 was 2.1M, which is a 1% decrease compared to April 2024
 - Avg. fixed-route weekday decreased 2%
 - Avg. fixed-route weekend decreased 2%

Motor Bus (MB)

- Bus ridership in April 2025 was 1.6M, which is a 1% increase compared to April 2024
 - Average weekday increased 1%
 - Average weekend decreased 1%

Red Line/Heavy Rail (HR)

- Red Line ridership in April 2025 was 260K, which is a 7% decrease compared to April 2024
 - Average weekday decreased 9%
 - Average weekend increased 1%

HealthLine/Bus Rapid Transit (RB)

- HealthLine ridership in April 2025 was 174K, which is a 3% decrease compared to April 2024
 - Average weekday decreased 3%
 - Average weekend decreased 3%

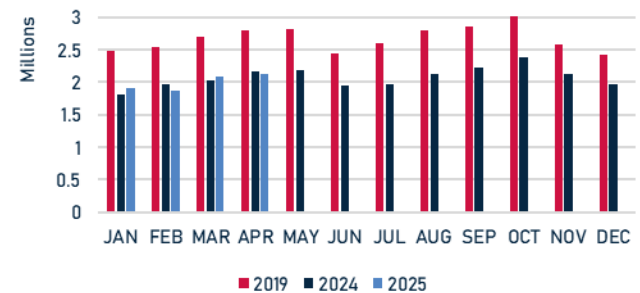
Light Rail (LR)

- Light Rail ridership in April 2025 was 73K, which is a 20% decrease compared April 2024
 - Average weekday decreased 19%
 - Average weekend decreased 24%

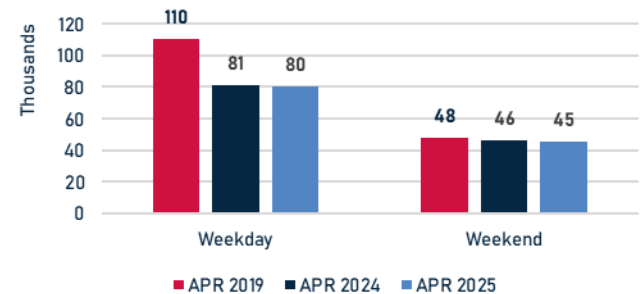
Paratransit (DR)

- Paratransit ridership in April 2025 was 63K, which is a 14% increase compared to April 2024

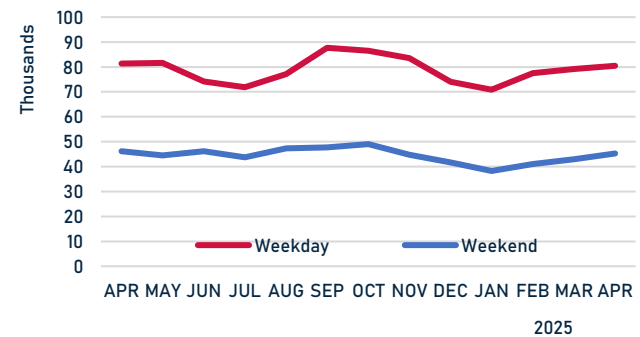
Total Ridership by Month



Avg. Daily Ridership by Day Type



Avg. Daily Ridership by Day Type



Total Ridership by Mode

