

Greater Cleveland Regional Transit Authority Ridership Report, May 2025



Summary

- Total ridership in May 2025 was 2.1M, which is a 3% decrease compared to May 2024
 - Avg. fixed-route weekday decreased 2%
 - Avg. fixed-route weekend increased 1%

Motor Bus (MB)

- Bus ridership in May 2025 was 1.6M, which is a 1% decrease compared to May 2024
 - Average weekday decreased 0.4%
 - Average weekend increased 7%

Red Line/Heavy Rail (HR)

- Red Line ridership in May 2025 was 252K, which is an 11% decrease compared to May 2024
 - Average weekday decreased 7%
 - Average weekend decreased 19%

HealthLine/Bus Rapid Transit (RB)

- HealthLine ridership in May 2025 was 170K, which is a 2% decrease compared to May 2024
 - Average weekday decreased 1%
 - Average weekend increased 5%

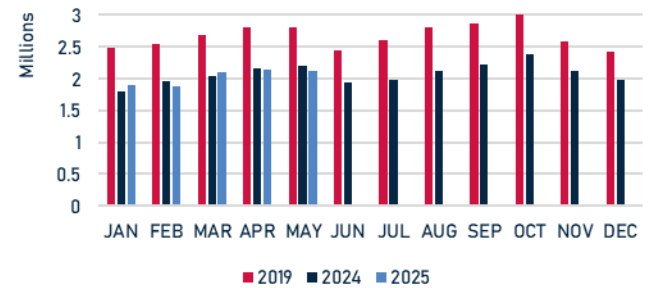
Light Rail (LR)

- Light Rail ridership in May 2025 was 72K, which is a 21% decrease compared May 2024
 - Average weekday decreased 20%
 - Average weekend decreased 20%

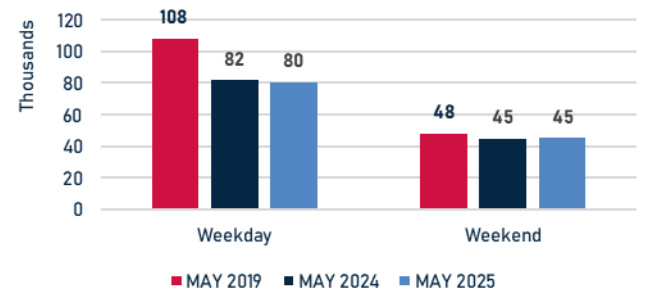
Paratransit (DR)

- Paratransit ridership in May 2025 was 61K, which is a 6% increase compared to May 2024

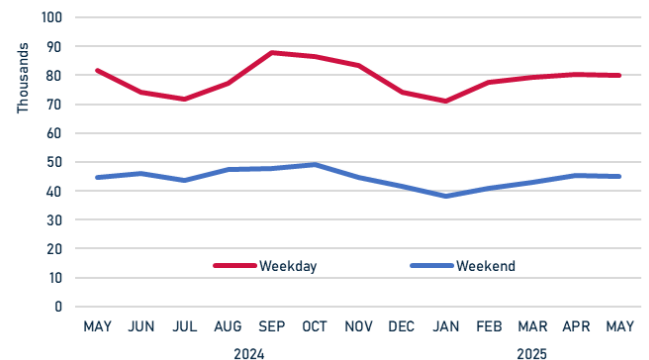
Total Ridership by Month



Avg. Daily Ridership by Day Type



Avg. Daily Ridership by Day Type



Total Ridership by Mode

