

Greater Cleveland Regional Transit Authority Ridership Report, June 2025



Summary

- Total ridership in June 2025 was 1.9M, which is a 1% decrease compared to June 2024
 - Avg. fixed-route weekday decreased 3%
 - Avg. fixed-route weekend decreased 2%

Motor Bus (MB)

- Bus ridership in June 2025 was 1.4M, which is a 2% decrease compared to June 2024
 - Average weekday decreased 4%
 - Average weekend decreased 2%

Red Line/Heavy Rail (HR)

- Red Line ridership in June 2025 was 242K, which is a 10% increase compared to June 2024
 - Average weekday increased 11%
 - Average weekend increased 6%

HealthLine/Bus Rapid Transit (RB)

- HealthLine ridership in June 2025 was 156K, which is a 13% decrease compared to June 2024
 - Average weekday decreased 14%
 - Average weekend decreased 16%

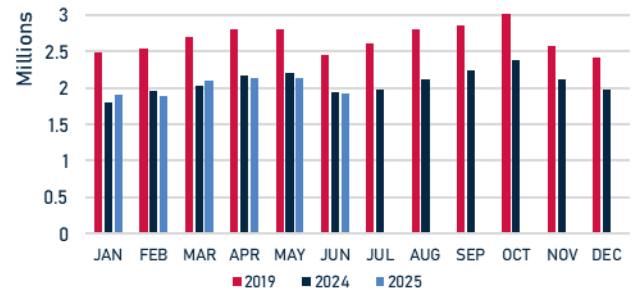
Light Rail (LR)

- Light Rail ridership in June 2025 was 69K, which is a 9% increase compared June 2024
 - Average weekday increased 6%
 - Average weekend increased 15%

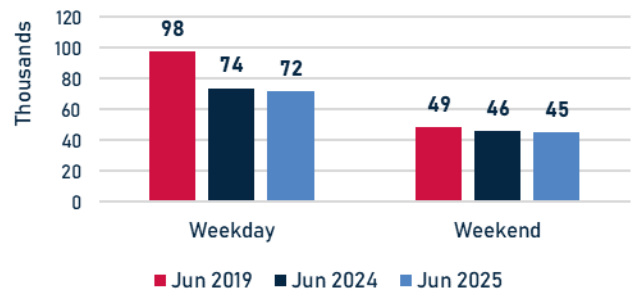
Paratransit (DR)

- Paratransit ridership in June 2025 was 60K, which is a 10% increase compared to June 2024

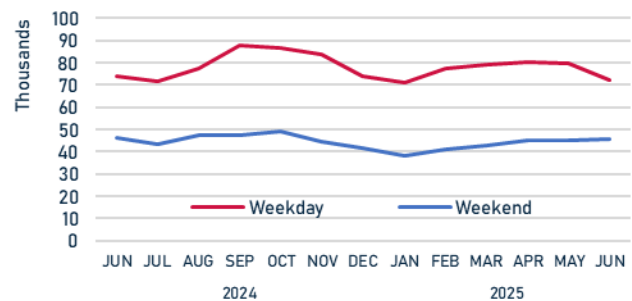
Total Ridership by Month



Avg. Daily Ridership by Day Type



Avg. Daily Ridership by Day Type



Total Ridership by Mode

