

Greater Cleveland Regional Transit Authority

Ridership Report, July 2025



Summary

- Total ridership in July 2025 was 2M, which is a 1% increase compared to July 2024
 - Avg. fixed-route weekday increased 1%
 - Avg. fixed-route weekend increased 0.1%

Motor Bus (MB)

- Bus ridership in July 2025 was 1.6M, which is a 5% increase compared to July 2024
 - Average weekday increased 6%
 - Average weekend decreased 2%

Red Line/Heavy Rail (HR)

- Red Line ridership in July 2025 was 131K*

HealthLine/Bus Rapid Transit (RB)

- HealthLine ridership in July 2025 was 171K, which is a 5% increase compared to July 2024
 - Average weekday increased 5%
 - Average weekend increased 6%

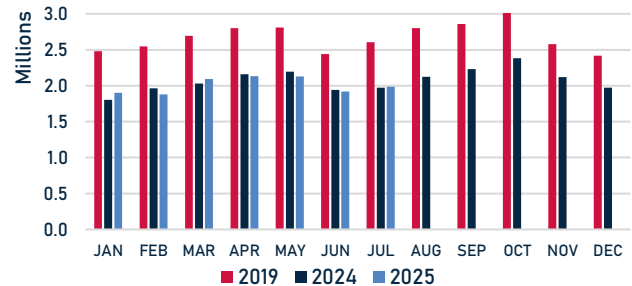
Light Rail (LR)

- Light Rail ridership in July 2025 was 46K**

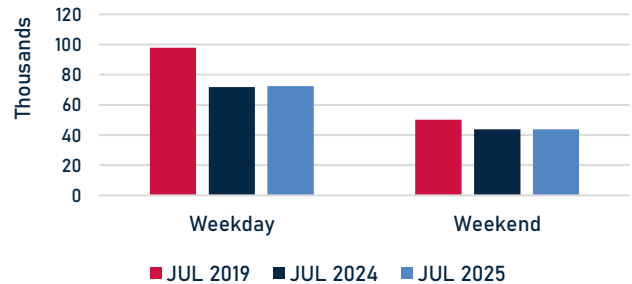
Paratransit (DR)

- Paratransit ridership in July 2025 was 62K, which is a 10% increase compared to July 2024

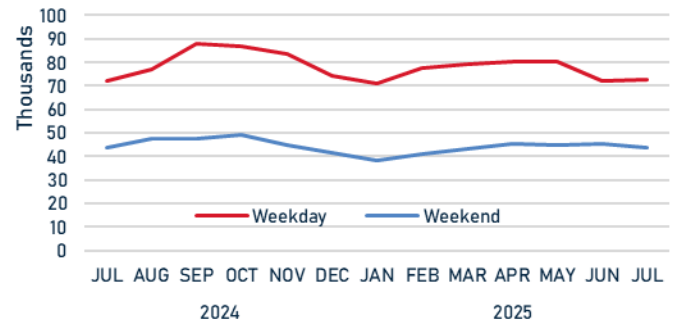
Total Ridership by Month



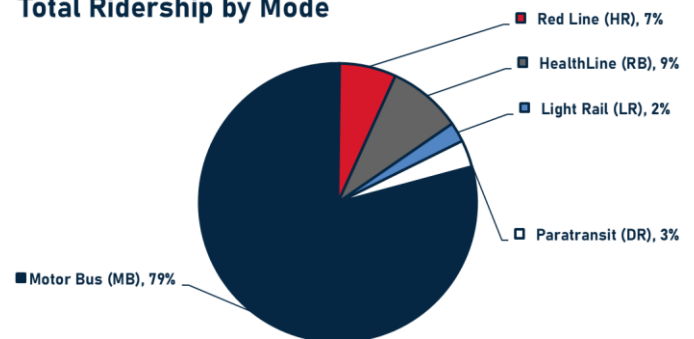
Avg. Daily Ridership by Day Type



Avg. Daily Ridership by Day Type



Total Ridership by Mode



* Heavy Rail had partial shutdowns during most of July 2025.

**Light Rail was shut down for most of July 2024 and part of July 2025.